



CITY OF ARANSAS PASS

AGENDA MEMORANDUM

City Council Meeting of September 17, 2018

Date: September 17, 2018

To: Mayor and City Council

From: Sandra Garcia, Director of Finance

Title: Financial Report for the Month Ending August 31, 2018

PURPOSE: Present Financial Report.

BACKGROUND AND FINDINGS:

The General Fund, Water & Sewer Fund, Aquatic Center, and Civic Center did not achieve their projected revenues for the month. Overall revenues collected year-to-date exceeded the budgeted amount. Expenditures were down as compared to the budgeted amounts.

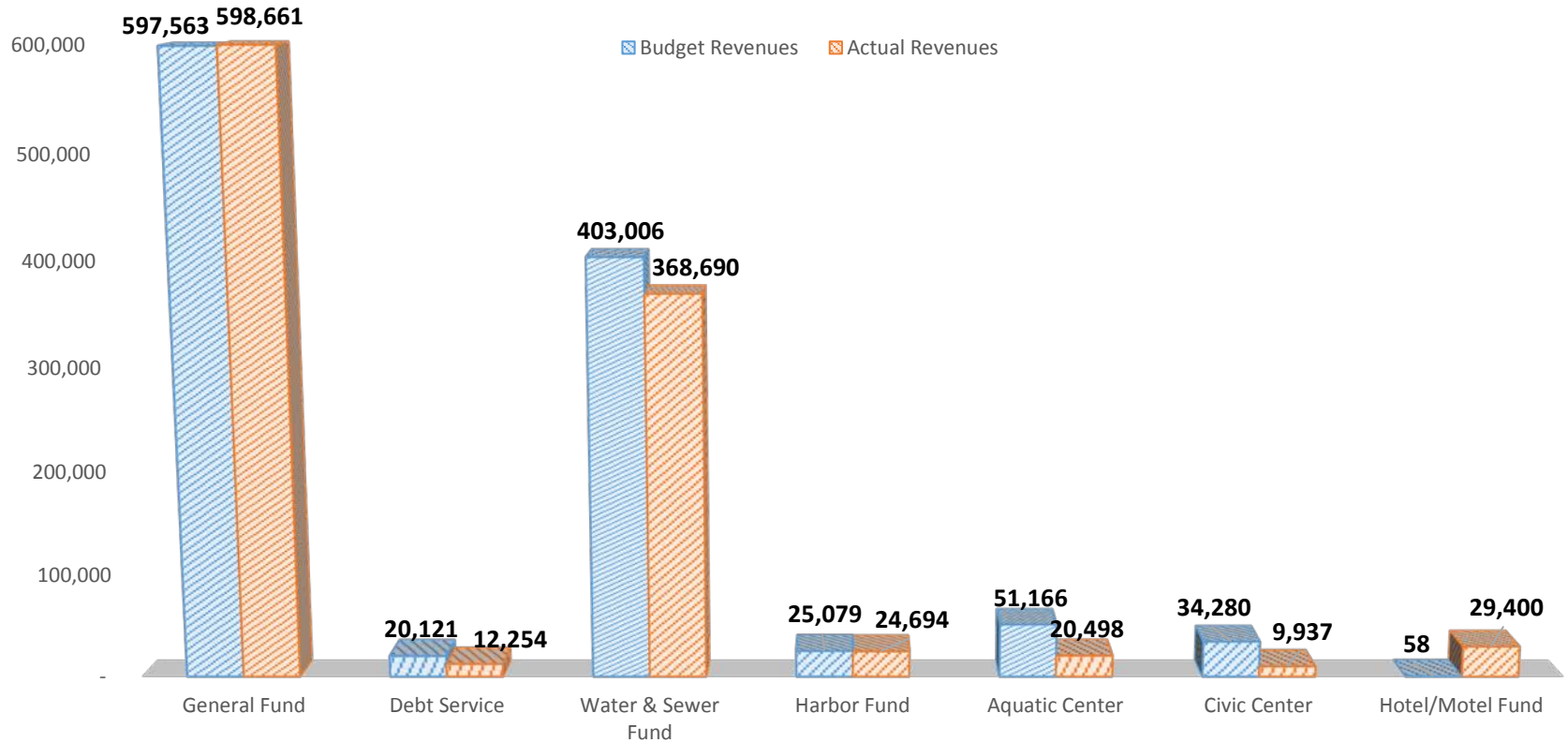
**City of Aransas Pass
Financial Report
Month The Ending August 31, 2018**

	<u>Current Budgeted</u>	<u>Current Actual</u>	<u>Annual Budget</u>	<u>YTD Actual</u>	<u>Remaining Budget %*</u>
<u>General Fund</u>					
Revenue	597,563	598,661	9,772,836	9,047,562	7.42%
Expenditures	778,213	693,659	9,772,836	7,670,129	21.52%
	<u>(180,650)</u>	<u>(94,998)</u>	<u>-</u>	<u>1,377,433</u>	
<u>Debt Service Fund</u>					
Revenue	20,121	12,254	1,644,934	1,684,019	-2.38%
Expenditures	-	-	1,596,226	1,594,387	0.12%
	<u>20,121</u>	<u>12,254</u>	<u>48,708</u>	<u>89,632</u>	
<u>Water & Sewer Fund</u>					
Revenue	403,006	368,690	4,836,069	3,739,885	22.67%
Expenditures	331,778	287,269	4,837,778	4,211,024	12.96%
	<u>71,228</u>	<u>81,421</u>	<u>(1,709)</u>	<u>(471,139)</u>	
<u>Harbor Fund</u>					
Revenue	25,079	24,694	300,950	391,753	-30.17%
Expenditures	24,372	12,507	297,010	262,298	11.69%
	<u>707</u>	<u>12,188</u>	<u>3,940</u>	<u>129,455</u>	
<u>Aquatics Center</u>					
Revenue	51,166	20,498	313,345	145,722	53.49%
Expenditures	41,793	49,600	313,345	263,469	15.92%
	<u>9,373</u>	<u>(29,102)</u>	<u>-</u>	<u>(117,747)</u>	
<u>Civic Center</u>					
Revenue	34,280	9,937	411,360	62,437	84.82%
Expenditures	26,997	17,796	382,317	247,480	35.27%
	<u>7,283</u>	<u>(7,859)</u>	<u>29,043</u>	<u>(185,043)</u>	
<u>Hotel/Motel Fund</u>					
Revenue	58	29,400	260,700	263,824	-1.20%
Expenditures	48,500	64,941	232,000	241,153	-3.95%
	<u>(48,442)</u>	<u>(35,541)</u>	<u>28,700</u>	<u>22,671</u>	
<u>Overall</u>					
Revenue	1,131,273	1,064,135	17,540,194	15,335,202	12.57%
Expenditures	1,251,653	1,125,772	17,431,512	14,489,940	16.88%
	<u>(120,380)</u>	<u>(61,637)</u>	<u>108,682</u>	<u>845,263</u>	

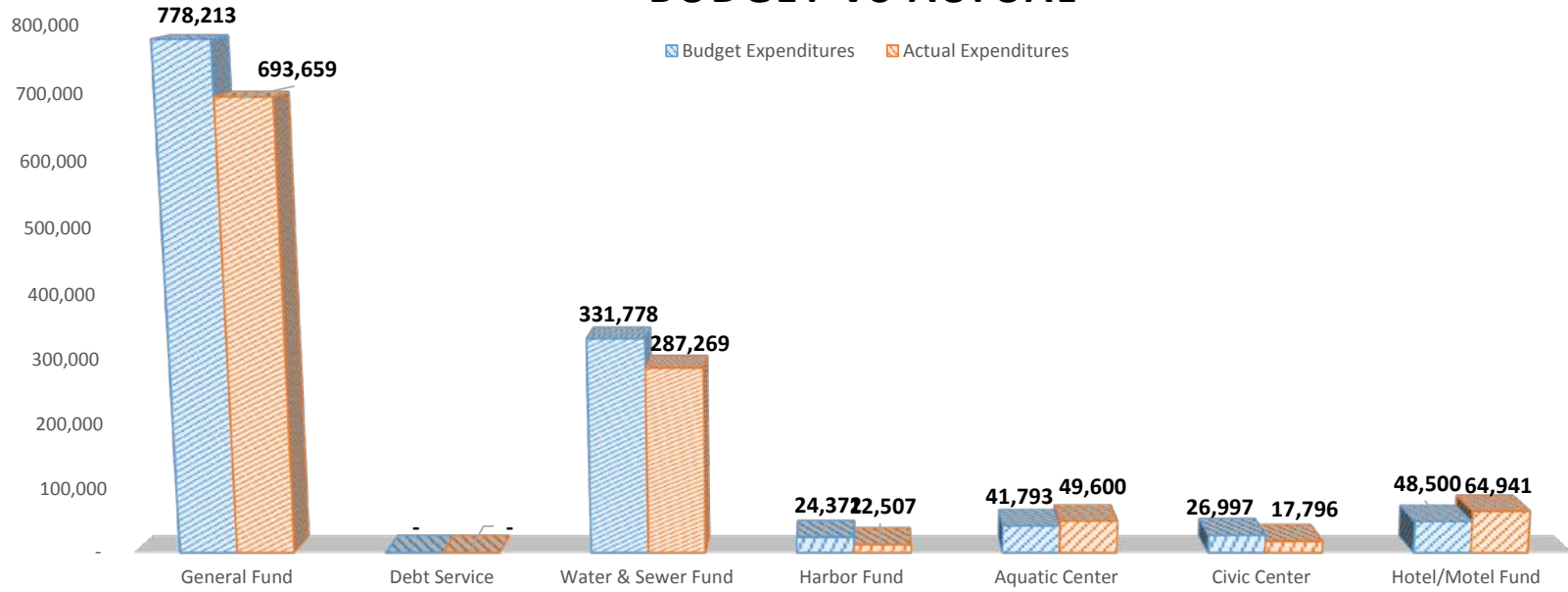
*The remaining budget percent for Revenues should be 8.37% or less to be on track with budgeted revenues.

*The remaining budget percent for Expenditures should be 8.37% or greater to be on track with budgeted expenditures.

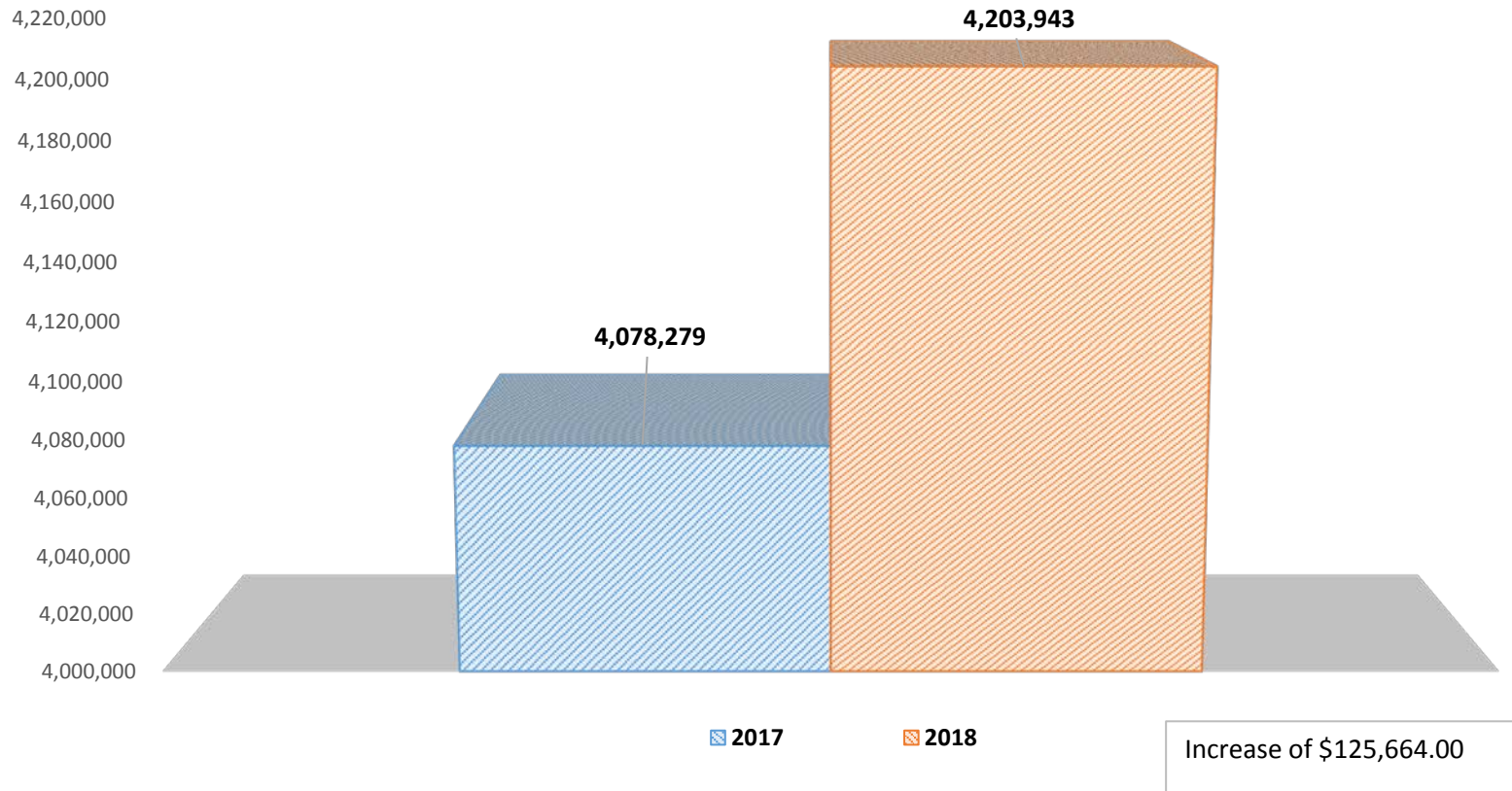
REVENUES BUDGET VS ACTUAL



EXPENDITURES BUDGET VS ACTUAL



PROPERTY TAX COLLECTED YEAR TO DATE AS OF AUGUST 31, 2018



SALES TAX COLLECTED YEAR TO DATE AS OF AUGUST 31, 2018

