



CITY OF ARANSAS PASS

AGENDA MEMORANDUM
City Council Meeting of July 16, 2018

Date: August 17, 2018

To: Mayor and City Council

From: Sandra Garcia, Director of Finance

Title: Financial Report for the Month Ending July 31, 2018

PURPOSE: Present Financial Report.

BACKGROUND AND FINDINGS:

The General Fund, Water & Sewer Fund, Aquatic Center, and Civic Center did not achieve their projected revenues for the month. Overall revenues collected year-to-date exceeded the budgeted amount. Expenditures were down as compared to the budgeted amounts. I have also included a summary of Harvey related expenses.

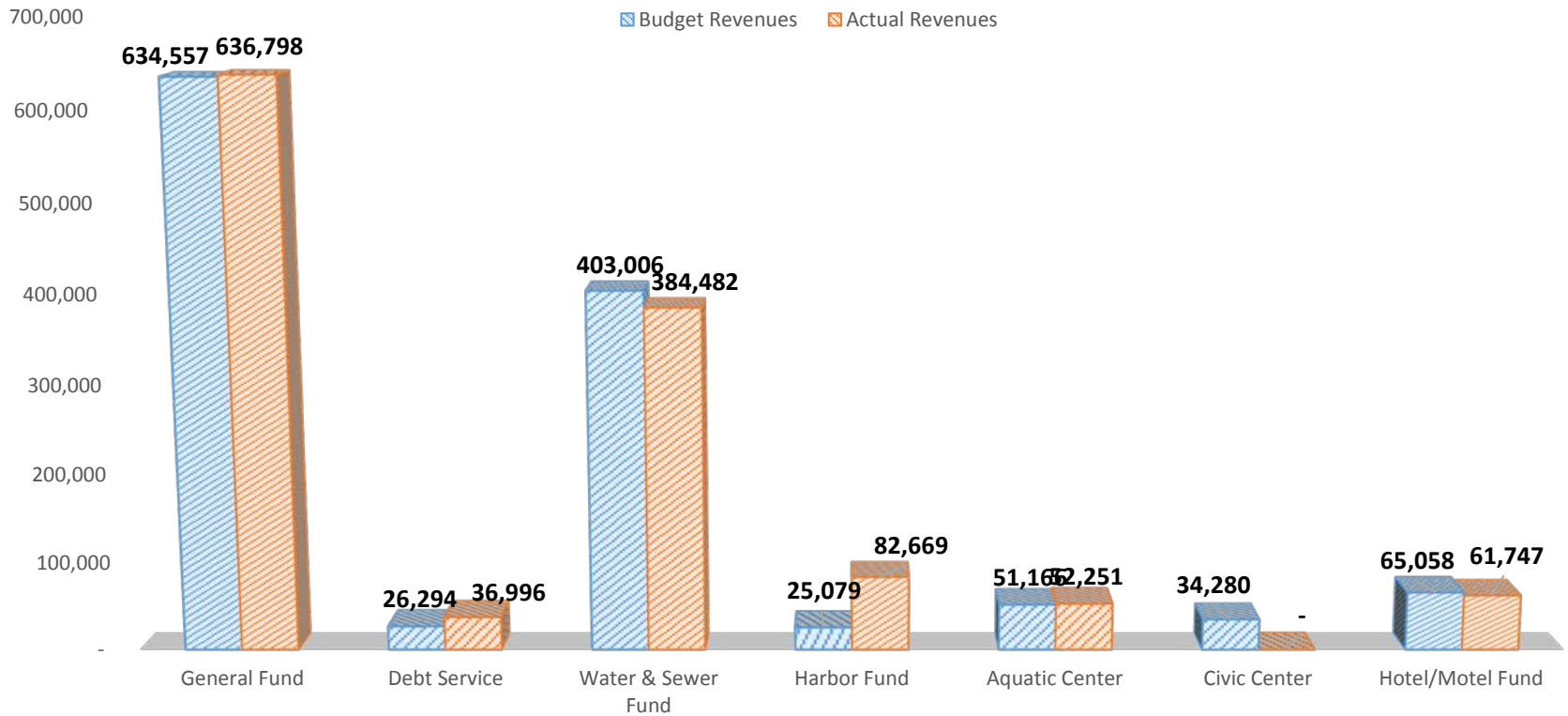
**City of Aransas Pass
Financial Report
Month The Ending July 31, 2018**

	<u>Current Budgeted</u>	<u>Current Actual</u>	<u>Annual Budget</u>	<u>YTD Actual</u>	<u>Remaining Budget %*</u>
<u>General Fund</u>					
Revenue	634,557	636,798	9,772,836	8,448,902	13.55%
Expenditures	843,586	770,427	9,772,836	6,913,910	29.25%
	<u>(209,028)</u>	<u>(133,628)</u>	<u>-</u>	<u>1,534,991</u>	
<u>Debt Service Fund</u>					
Revenue	26,294	36,996	1,644,934	1,671,764	-1.63%
Expenditures	488,832	487,893	1,596,226	1,594,387	0.12%
	<u>(462,538)</u>	<u>(450,897)</u>	<u>48,708</u>	<u>77,378</u>	
<u>Water & Sewer Fund</u>					
Revenue	403,006	384,482	4,836,069	3,371,195	30.29%
Expenditures	681,736	658,168	4,837,778	3,910,405	19.17%
	<u>(278,730)</u>	<u>(273,686)</u>	<u>(1,709)</u>	<u>(539,210)</u>	
<u>Harbor Fund</u>					
Revenue	25,079	82,669	300,950	367,059	-21.97%
Expenditures	25,237	12,459	297,010	249,791	15.90%
	<u>(158)</u>	<u>70,210</u>	<u>3,940</u>	<u>117,268</u>	
<u>Aquatics Center</u>					
Revenue	51,166	52,251	313,345	125,224	60.04%
Expenditures	45,890	48,027	313,345	213,418	31.89%
	<u>5,276</u>	<u>4,224</u>	<u>-</u>	<u>(88,193)</u>	
<u>Civic Center</u>					
Revenue	34,280	-	411,360	52,501	87.24%
Expenditures	41,298	18,877	382,317	228,780	40.16%
	<u>(7,018)</u>	<u>(18,877)</u>	<u>29,043</u>	<u>(176,280)</u>	
<u>Hotel/Motel Fund</u>					
Revenue	65,058	61,747	260,700	234,424	10.08%
Expenditures	4,750	-	232,000	176,121	24.09%
	<u>60,308</u>	<u>61,747</u>	<u>28,700</u>	<u>58,303</u>	
<u>Overall</u>					
Revenue	1,239,440	1,254,942	17,540,194	14,271,069	18.64%
Expenditures	2,131,328	1,995,849	17,431,512	13,286,812	23.78%
	<u>(891,888)</u>	<u>(740,907)</u>	<u>108,682</u>	<u>984,257</u>	

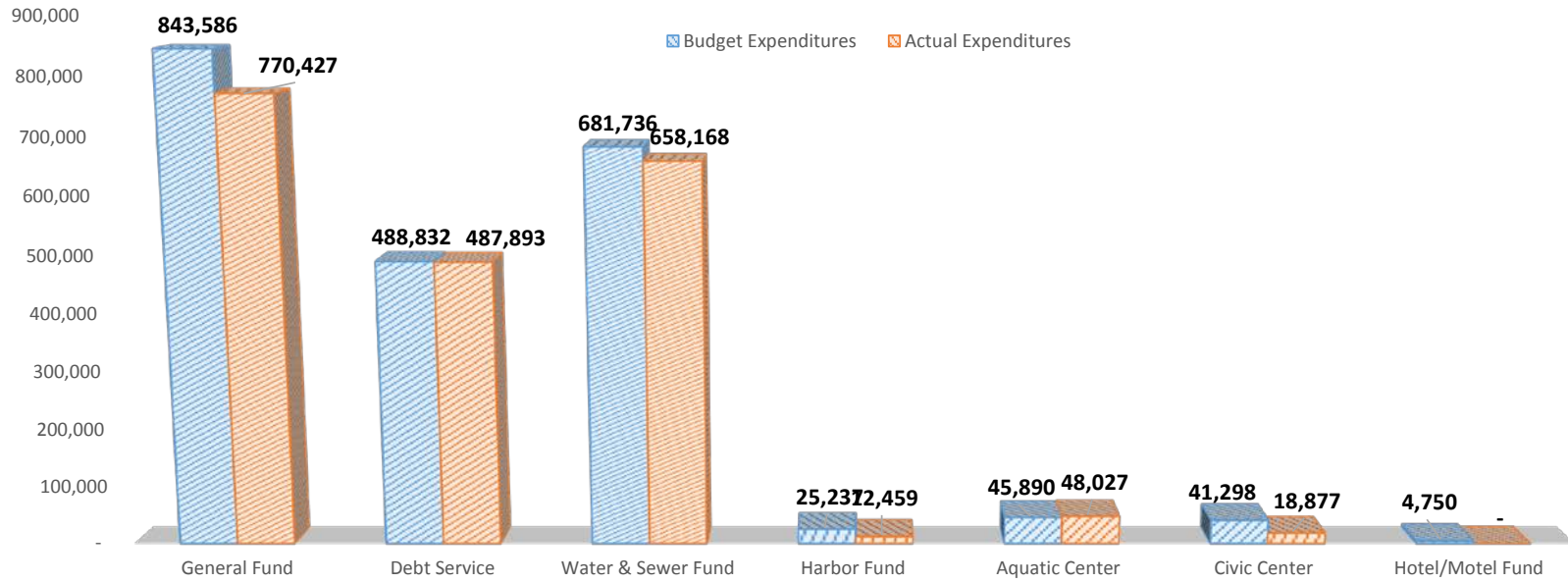
*The remaining budget percent for Revenues should be 16.70% or less to be on track with budgeted revenues.

*The remaining budget percent for Expenditures should be 16.70% or greater to be on track with budgeted expenditures.

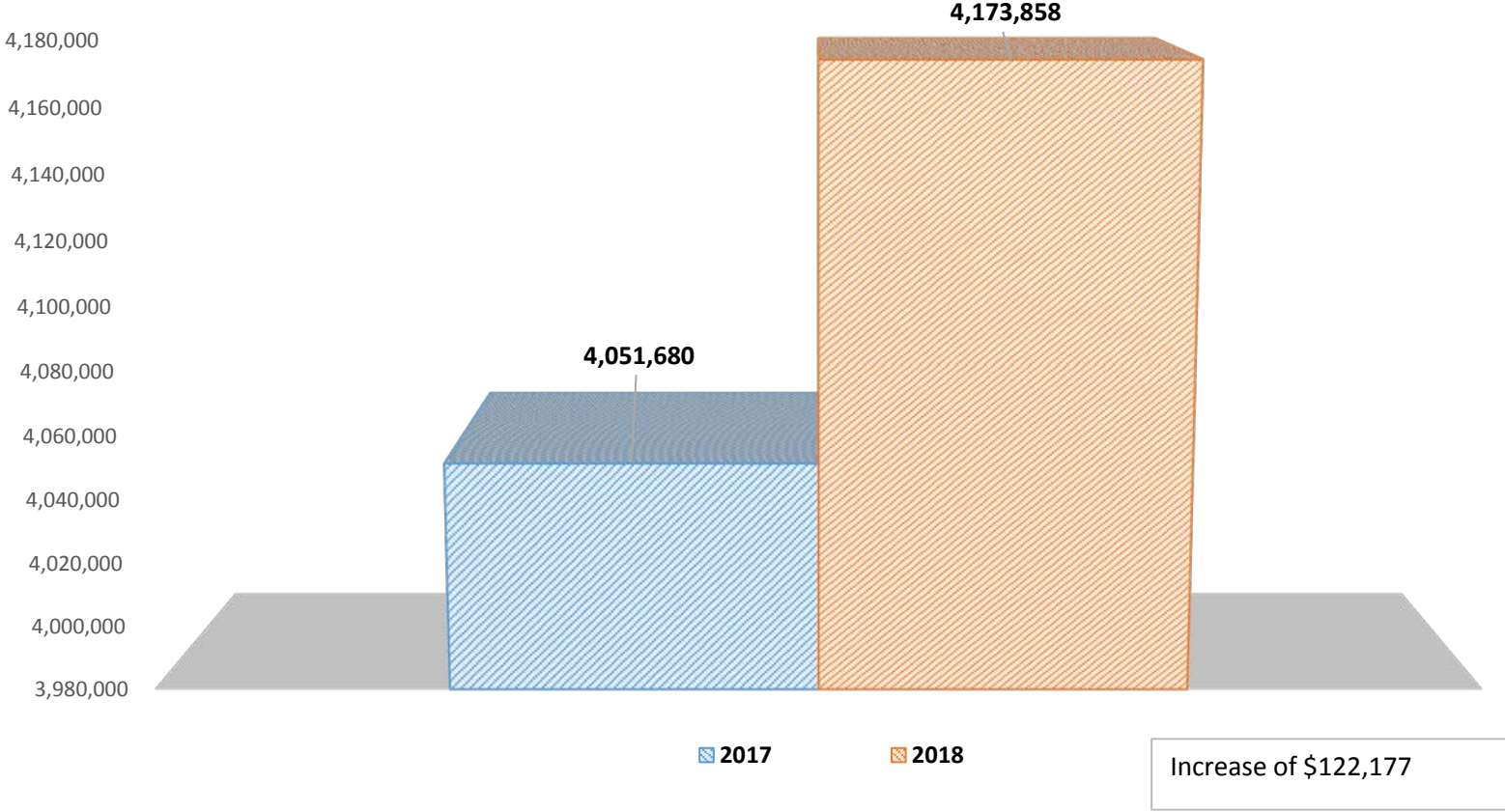
REVENUES BUDGET VS ACTUAL



EXPENDITURES BUDGET VS ACTUAL



PROPERTY TAX COLLECTED YEAR TO DATE AS OF JULY 31, 2018



SALES TAX COLLECTED YEAR TO DATE AS OF JULY 31, 2018

