

City of Aransas Pass

Balance Sheet

For Municipal Development District (900)

October 31, 2018

Assets**Cash Accounts**

900-050-1016	Prosperity - MDD	100.00
900-050-1043	TexPool - MDD	167,401.82
900-050-1080	Gulf Coast FCU - Share	98.45
900-050-1081	Gulf Coast FCU - CDs - 09/14/19	104,378.76
900-050-1090	Navy Army Comm Credit Union - Share	601.22
900-050-1091	Navy Army Comm Credit Union - CD 02/17/19	102,840.53
900-050-1092	Navy Army Comm Credit Union - CD 2 - 03/16/19	104,408.83
Total Cash Accounts		479,829.61

Accounts Receivable

900-050-1203	Accounts Receivable - Sales Tax	81,304.98
Total Accounts Receivable		81,304.98

Due to / from other funds

900-050-1505	Due to/from Pooled Account	.00
900-050-1510	Due to/ from General Fund	13,837.73
900-050-1550	Due to / from Civic Center	(4,584.43)
Total Due to / from other funds		9,253.30

Other Assets

900-000-0000	Claim on Pooled Cash	.00
900-050-1608	Prepaid Expense	400,000.00
Total Other Assets		400,000.00
Total Assets		\$ 970,387.89

Liabilities and Fund Balance

900-050-2100	Due to Other Funds	.00
900-050-2300	A/P Pooled Payables	.00
900-100-2300	A/P Pooled Payables	.00
Total		.00
Total Liabilities		.00

900-050-3015	Current Net Income	326,686.90
900-050-3100	Undesignated Fund Balance	561,959.61
900-050-3310	Designated Fund Balance	.00
Total		888,646.51
Excess of Revenue Over Expenditures		81,741.38
Total Fund Balances		970,387.89
Total Liabilities and Fund Balances		\$ 970,387.89

**Aransas Pass Municipal Development District
Income Statement
As of October 31, 2018**

Account #	Annual Budget	Oct. 2018	YTD Actual
900-050-4100 Sales Tax	960,000.00	81,304.98	81,304.98
900-050-4143 Interest Income	12,000.00	436.40	436.40
Total Revenue	972,000.00	81,741.38	81,741.38
900-050-5031 Prof. Serv. - Audit	3,500.00	0.00	0.00
900-050-5094 Capital Outlay	25,000.00	0.00	0.00
900-050-5205 Insurance	0.00	0.00	0.00
900-050-5245 Maintenance - Building	290,000.00	0.00	0.00
900-050-5312 Prof. Fees - Attorney / L	0.00	0.00	0.00
900-050-5431 Personnel Expense	0.00	0.00	0.00
900-050-5810 Bond Principal Expense	410,000.00	0.00	0.00
900-050-5820 Bond Interest Expense	148,091.00	0.00	0.00
900-050-5831 Civic Center Deficit	250,000.00	0.00	0.00
900-050-5832 Aquatic Center	200,000.00	0.00	0.00
900-100-5850 Transfer to other fund	0.00	0.00	0.00
Total Expense	1,326,591.00	0.00	0.00
Net Income	(354,591.00)	81,741.38	81,741.38

City of Aransas Pass

Statement of Revenue and Expenditures

Revised Budget

For Civic Center (450)

For the Fiscal Period 2019-1 Ending October 31, 2018

Account Number		Current Budget	Current Actual	Annual Budget	YTD Actual	Remaining Budget %
Revenues						
450-800-4143	Interest Income	\$ 0.00	\$ 0.00	\$ 0.00	\$ 0.00	0.00%
450-800-4153	Transfer in from other funds	22,500.00	0.00	270,000.00	0.00	100.00%
450-810-4009	Income - Facility Rental	6,250.00	0.00	75,000.00	0.00	100.00%
450-810-4011	Income - Miscellaneous	416.67	0.00	5,000.00	0.00	100.00%
450-810-4015	Refunds	0.00	0.00	0.00	0.00	0.00%
450-810-4146	Miscellaneous Income - Restricted U	0.00	13,765.28	0.00	13,765.28	0.00%
450-810-4551	Rental - Equipment	1,125.00	0.00	13,500.00	0.00	100.00%
450-810-4552	Fees - Catering	375.00	0.00	4,500.00	0.00	100.00%
450-810-4553	Fees - Labor Charge	1,333.33	0.00	16,000.00	0.00	100.00%
450-810-4554	Fees - Miscellaneous	416.67	0.00	5,000.00	0.00	100.00%
450-810-4555	Fee - Event Reimbursable (Taxable)	155.00	0.00	1,860.00	0.00	100.00%
Total Civic Center Revenues		\$ 32,571.67	\$ 13,765.28	\$ 390,860.00	\$ 13,765.28	96.48%

Expenditures


450-800-5001	Salaries - Regular	\$ 10,889.08	\$ 7,349.75	\$ 130,669.00	\$ 7,349.75	94.38%
450-800-5002	Salaries - Overtime	250.00	626.92	3,000.00	626.92	79.10%
450-800-5003	Insurance - Health / Life / Dental	1,850.33	903.42	22,204.00	903.42	95.93%
450-800-5004	Insurance - Worker's Compensation	53.17	0.00	638.00	0.00	100.00%
450-800-5005	Insurance - Unemployment	30.00	15.10	360.00	15.10	95.81%
450-800-5006	Contribution - Social Security	810.75	600.36	9,729.00	600.36	93.83%
450-800-5007	Contribution - Retirement	1,219.58	897.56	14,635.00	897.56	93.87%
450-800-5008	Allowance - Vehicle/Equipment	620.00	500.00	7,440.00	500.00	93.28%
450-800-5009	Allowance - Clothing	20.83	0.00	250.00	0.00	100.00%
450-800-5010	Salaries - Longivity Pay	0.00	0.00	705.00	0.00	100.00%
450-800-5020	Utilities - Telephone	60.00	229.51	720.00	229.51	68.12%
450-800-5021	Utilities - Internet	50.00	893.23	600.00	893.23	(48.87%)
450-800-5023	Fees - Bank Card Charges	83.33	0.00	1,000.00	0.00	100.00%
450-800-5027	Fees - Training	0.00	0.00	0.00	0.00	0.00%
450-800-5028	Fees - Subscriptions, dues, notary	20.83	0.00	250.00	0.00	100.00%
450-800-5030	Prof. Serv. - Physical Exams	0.00	0.00	0.00	0.00	0.00%
450-800-5031	Prof. Serv. - Audit	0.00	0.00	0.00	0.00	0.00%
450-800-5039	Prof. Fees - Consulting	83.33	0.00	1,000.00	0.00	100.00%
450-800-5060	Advertising	166.67	0.00	2,000.00	0.00	100.00%
450-800-5067	Supplies - Office	0.00	0.00	0.00	0.00	0.00%
450-800-5094	Capital Outlay	0.00	0.00	0.00	0.00	0.00%
450-800-5205	Insurance - Property & Casualty	14,000.00	0.00	56,000.00	0.00	100.00%
450-800-5221	Utilities - Water / Sewer / Garbage	1,000.00	623.06	12,000.00	623.06	94.81%
450-800-5222	Utilities - Electricity	5,166.67	3,109.38	62,000.00	3,109.38	94.98%
450-800-5223	Utilities - Natural Gas	125.00	0.00	1,500.00	0.00	100.00%
450-800-5245	Maintenance - Building	666.67	0.00	8,000.00	0.00	100.00%
450-800-5246	Maintenance - Equipment & Prof. Co	1,250.00	131.55	15,000.00	131.55	99.12%
450-800-5264	Supplies - Janitorial	333.33	0.00	4,000.00	0.00	100.00%
450-800-5950	Disaster Expense	0.00	0.00	0.00	0.00	0.00%
450-810-5001	Salaries - Regular	41.67	0.00	500.00	0.00	100.00%
450-810-5002	Salaries - Overtime	133.33	0.00	1,600.00	0.00	100.00%
450-810-5003	Insurance - Health / Life / Dental	0.00	0.00	0.00	0.00	0.00%

City of Aransas Pass
Statement of Revenue and Expenditures
Revised Budget
For Civic Center (450)
For the Fiscal Period 2019-1 Ending October 31, 2018


Account Number	Current Budget	Current Actual	Annual Budget	YTD Actual	Remaining Budget %
450-810-5004 Insurance - Worker's Compensation	0.00	0.00	0.00	0.00	0.00%
450-810-5005 Insurance - Unemployment	0.00	0.00	0.00	0.00	0.00%
450-810-5006 Contribution - Social Security	0.00	0.00	0.00	0.00	0.00%
450-810-5007 Contribution - Retirement	0.00	0.00	0.00	0.00	0.00%
450-810-5018 Equipment Rental	0.00	0.00	0.00	0.00	0.00%
450-810-5167 Event Expense	1,250.00	300.00	15,000.00	300.00	98.00%
Total Civic Center Expenditures	\$ 40,174.57	\$ 16,179.84	\$ 370,800.00	\$ 16,179.84	95.64%
Civic Center Excess of Revenues Over Expenditures	\$ (7,602.90)	\$ (2,414.56)	\$ 20,060.00	\$ (2,414.56)	112.04%

SALES TAX COLLECTED FOR THE MONTH OF OCTOBER 2018

90,000
80,000
70,000
60,000
50,000
40,000
30,000
20,000
10,000
-

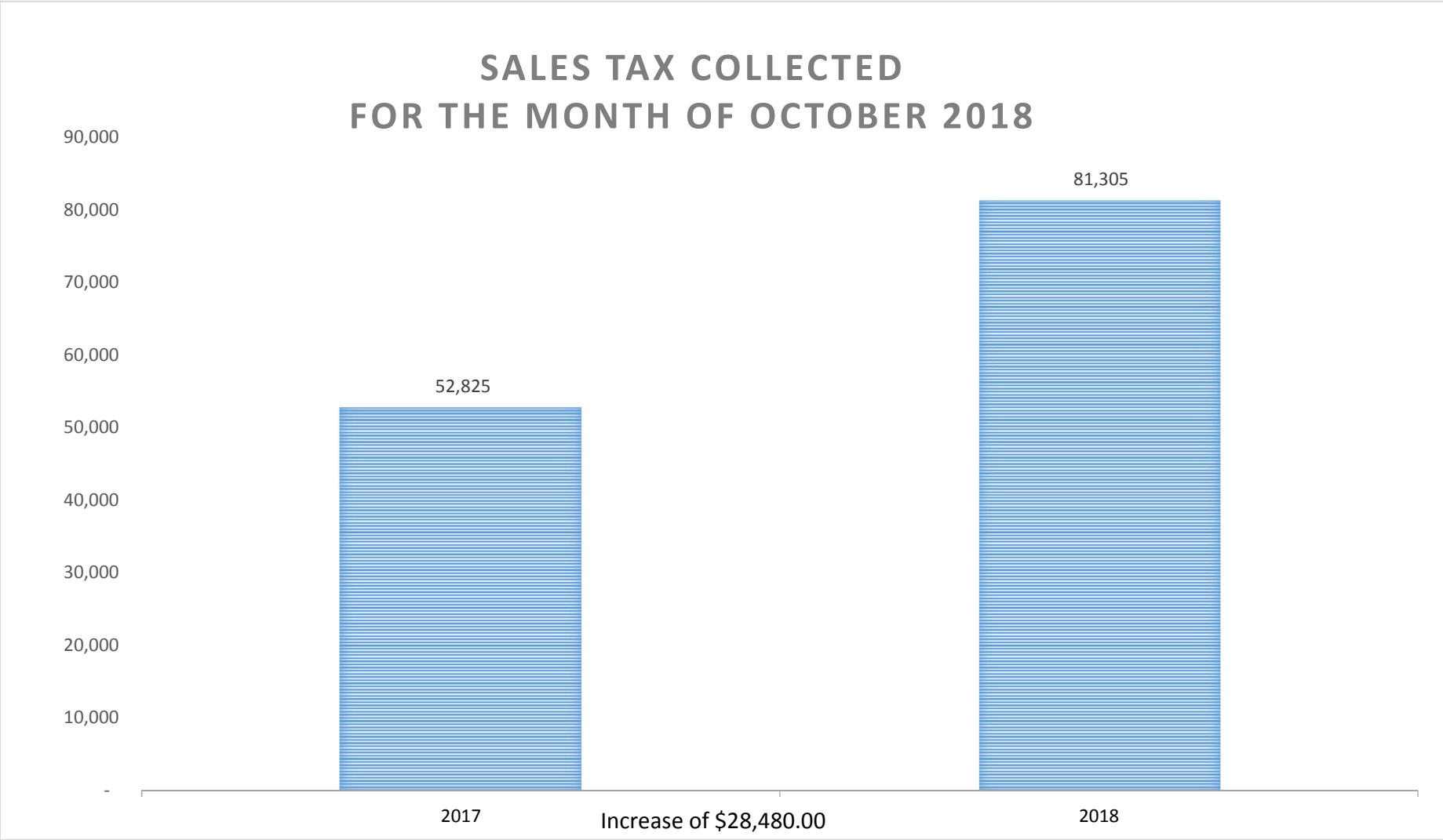


Increase of \$28,480.00



2017

2018



SALES TAX COLLECTED Y-T-D AS OF OCTOBER 2018

