

**Aransas Pass Municipal Development District**  
**Income Statement**  
**As of December 31, 2019**

<b>Account #</b>	<b>Annual Budget</b>	<b>Oct. 2019</b>	<b>Nov. 2019</b>	<b>Dec. 2019</b>	<b>YTD Actual</b>	
900-050-4100 Sales Tax	1,020,000.00	108,958.06	97,449.91	91,848.03	298,256.00	70.76%
900-050-4143 Interest Income	12,000.00	630.89	454.83	1,710.57	2,796.29	76.70%
<b>Total Revenue</b>	<b>1,032,000.00</b>	<b>109,588.95</b>	<b>97,904.74</b>	<b>93,558.60</b>	<b>301,052.29</b>	<b>70.83%</b>
900-050-5031 Prof. Serv. - Audit	3,500.00	0.00	0.00	0.00	3,300.00	5.71%
900-050-5094 Capital Outlay	25,000.00	0.00	0.00	0.00	0.00	100.00%
900-050-5205 Insurance	0.00	0.00	0.00	0.00	0.00	
900-050-5245 Maintenance - Building	125,000.00	0.00	0.00	0.00	0.00	100.00%
900-050-5312 Prof. Fees - Attorney / L	0.00	0.00	0.00	0.00	0.00	
900-050-5431 Personnel Expense	0.00	0.00	0.00	0.00	0.00	
900-050-5810 Bond Principal Expense	430,000.00	0.00	0.00	0.00	0.00	100.00%
900-050-5820 Bond Interest Expense	128,062.63	0.00	0.00	0.00	0.00	100.00%
900-050-5831 Civic Center Deficit	260,000.00	0.00	0.00	0.00	192,015.33	26.15%
900-050-5832 Aquatic Center	-	0.00	0.00	0.00	161,116.58	
900-100-5850 Transfer to other fund	0.00	0.00	0.00	0.00	0.00	
<b>Total Expense</b>	<b>971,562.63</b>	<b>0.00</b>	<b>0.00</b>	<b>0.00</b>	<b>356,431.91</b>	<b>63.31%</b>
<b>Net Income</b>	<b>60,437.37</b>	<b>109,588.95</b>	<b>97,904.74</b>	<b>93,558.60</b>	<b>(55,379.62)</b>	<b>191.63%</b>

## City of Aransas Pass

**Balance Sheet**

For Municipal Development District (900)

December 31, 2019

**Assets****Cash Accounts**

900-050-1016	Prosperity - MDD	100.00
900-050-1043	TexPool - MDD	454,230.22
900-050-1080	Gulf Coast FCU - Share	98.75
900-050-1081	Gulf Coast FCU - CDs - 09/13/21	106,771.13
900-050-1090	Navy Army Comm Credit Union - Share	857.26
900-050-1091	Navy Army Comm Credit Union - CD 02/17/20	104,217.31
900-050-1092	Navy Army Comm Credit Union - CD 2 - 03/16/20	105,799.59
<b>Total Cash Accounts</b>		<b>772,074.26</b>

**Accounts Receivable**

900-050-1203	Accounts Receivable - Sales Tax	91,848.03
<b>Total Accounts Receivable</b>		<b>91,848.03</b>

**Due to / from other funds**

900-050-1510	Due to/ from General Fund	13,837.73
<b>Total Due to / from other funds</b>		<b>13,837.73</b>

**Other Assets**

900-050-1608	Prepaid Expense	400,000.00
<b>Total Other Assets</b>		<b>400,000.00</b>
<b>Total Assets</b>		<b>\$ 1,277,760.02</b>

**Liabilities and Fund Balance**

<b>Total</b>	.00
<b>Total Liabilities</b>	.00

900-050-3015	Current Net Income	134,762.22
900-050-3100	Undesignated Fund Balance	841,945.51
<b>Total</b>		<b>976,707.73</b>
Excess of Revenue Over Expenditures		301,052.29
<b>Total Fund Balances</b>		<b>1,277,760.02</b>
<b>Total Liabilities and Fund Balances</b>		<b>\$ 1,277,760.02</b>

# SALES TAX COLLECTED FOR THE MONTH OF DECEMBER 2019

120,000

100,000

80,000

60,000

40,000

20,000

-

107,104




76,260

91,848

FY 2018

FY 2019

FY 2020



# SALES TAX COLLECTED Y-T-D AS OF DECEMBER 2019

