



# CITY OF ARANSAS PASS

## AGENDA MEMORANDUM

City Council Meeting of September 21, 2020

Date: September 18, 2020

To: Mayor and City Council

From: Sandra Garcia, Director of Finance  
sgarcia@aptx.gov

---

Title: Financial Report for the Month Ending August 31, 2020

---

**PURPOSE:** Present Financial Report.

**BACKGROUND AND FINDINGS:**

Overall expenditures exceeded revenues for the month by \$33,890 and Y-T-D-revenues exceeded expenditures by \$3,585,536. Due to the COVID 19 Pandemic the Civic Center and Aquatic Center have not been operational.

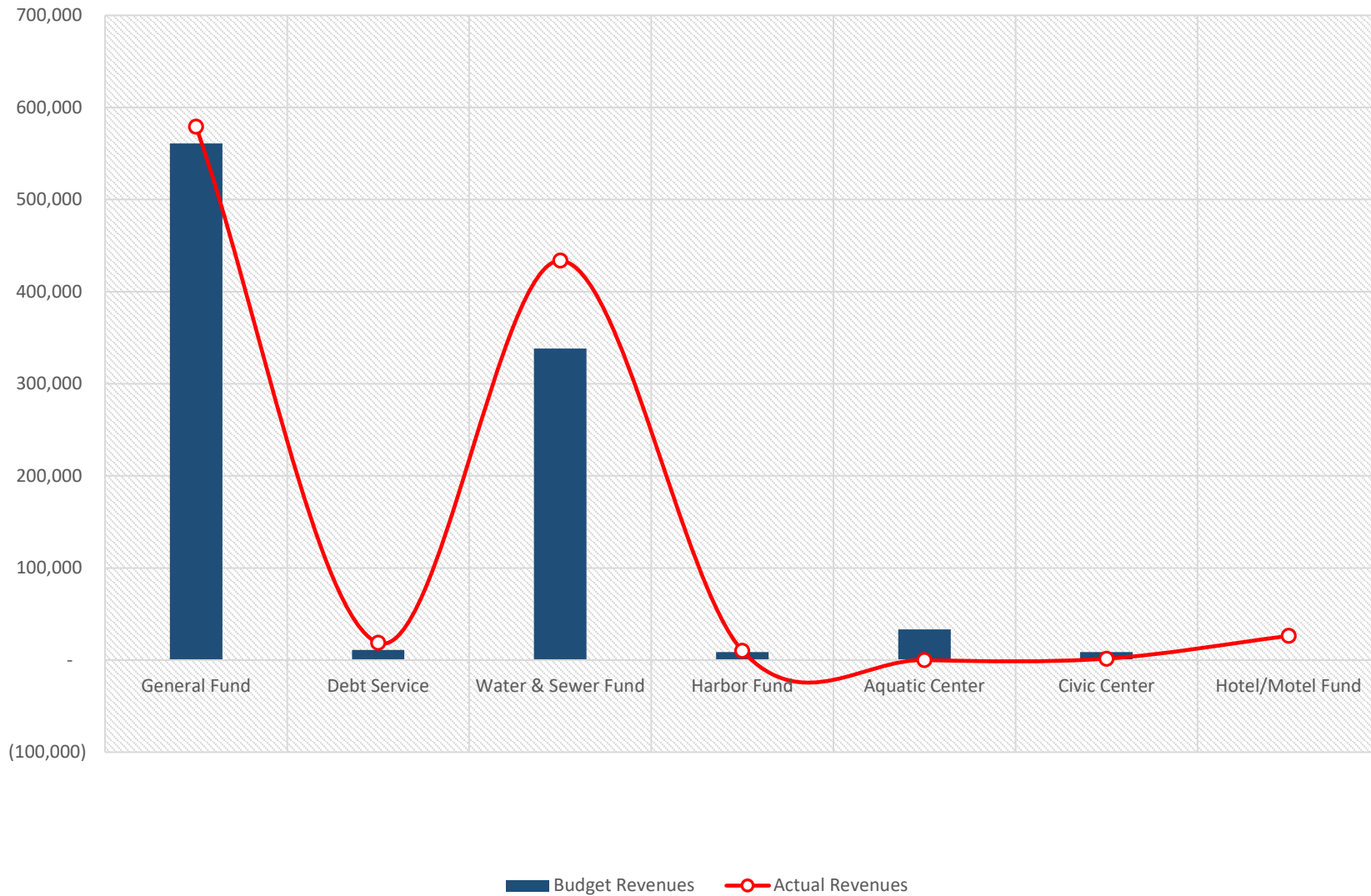
**City of Aransas Pass  
Financial Report  
Month The Ending August 31, 2020**

	<u>Current Budgeted</u>	<u>Current Actual</u>	<u>Annual Budget</u>	<u>YTD Actual</u>	<u>Remaining Budget %*</u>
<b><u>General Fund</u></b>					
Revenue	560,884	579,110	10,474,625	11,449,264	-9.30%
Expenditures	780,544	721,857	10,448,002	9,014,032	13.72%
	<u>(219,660)</u>	<u>(142,747)</u>	<u>26,622</u>	<u>2,435,232</u>	
<b><u>Debt Service Fund</u></b>					
Revenue	10,905	18,721	1,780,462	1,983,462	-11.40%
Expenditures	-	-	1,713,063	1,667,101	2.68%
	<u>10,905</u>	<u>18,721</u>	<u>67,399</u>	<u>316,361</u>	
<b><u>Water &amp; Sewer Fund</u></b>					
Revenue	338,200	433,680	4,082,143	4,071,650	0.26%
Expenditures	336,006	284,451	5,026,284	3,054,416	39.23%
	<u>2,194</u>	<u>149,229</u>	<u>(944,141)</u>	<u>1,017,234</u>	
<b><u>Harbor Fund</u></b>					
Revenue	8,594	10,146	339,500	325,644	4.08%
Expenditures	11,745	11,140	359,825	174,245	51.57%
	<u>(3,151)</u>	<u>(994)</u>	<u>(20,325)</u>	<u>151,399</u>	
<b><u>Aquatics Center</u></b>					
Revenue	33,328	-	348,000	11,054	96.82%
Expenditures	127,703	13,095	521,334	233,210	55.27%
	<u>(94,375)</u>	<u>(13,095)</u>	<u>(173,334)</u>	<u>(222,157)</u>	
<b><u>Civic Center</u></b>					
Revenue	8,792	1,550	365,500	49,839	86.36%
Expenditures	21,503	20,776	357,698	256,333	28.34%
	<u>(12,711)</u>	<u>(19,226)</u>	<u>7,802</u>	<u>(206,494)</u>	
<b><u>Hotel/Motel Fund</u></b>					
Revenue	175	26,243	272,100	157,045	42.28%
Expenditures	47,250	52,021	239,000	63,084	73.61%
	<u>(47,075)</u>	<u>(25,778)</u>	<u>33,100</u>	<u>93,961</u>	
<b><u>Overall</u></b>					
Revenue	960,878	1,069,451	17,662,330	18,047,958	-2.18%
Expenditures	1,324,751	1,103,340	18,665,207	14,462,422	22.52%
	<u>(363,873)</u>	<u>(33,890)</u>	<u>(1,002,877)</u>	<u>3,585,536</u>	

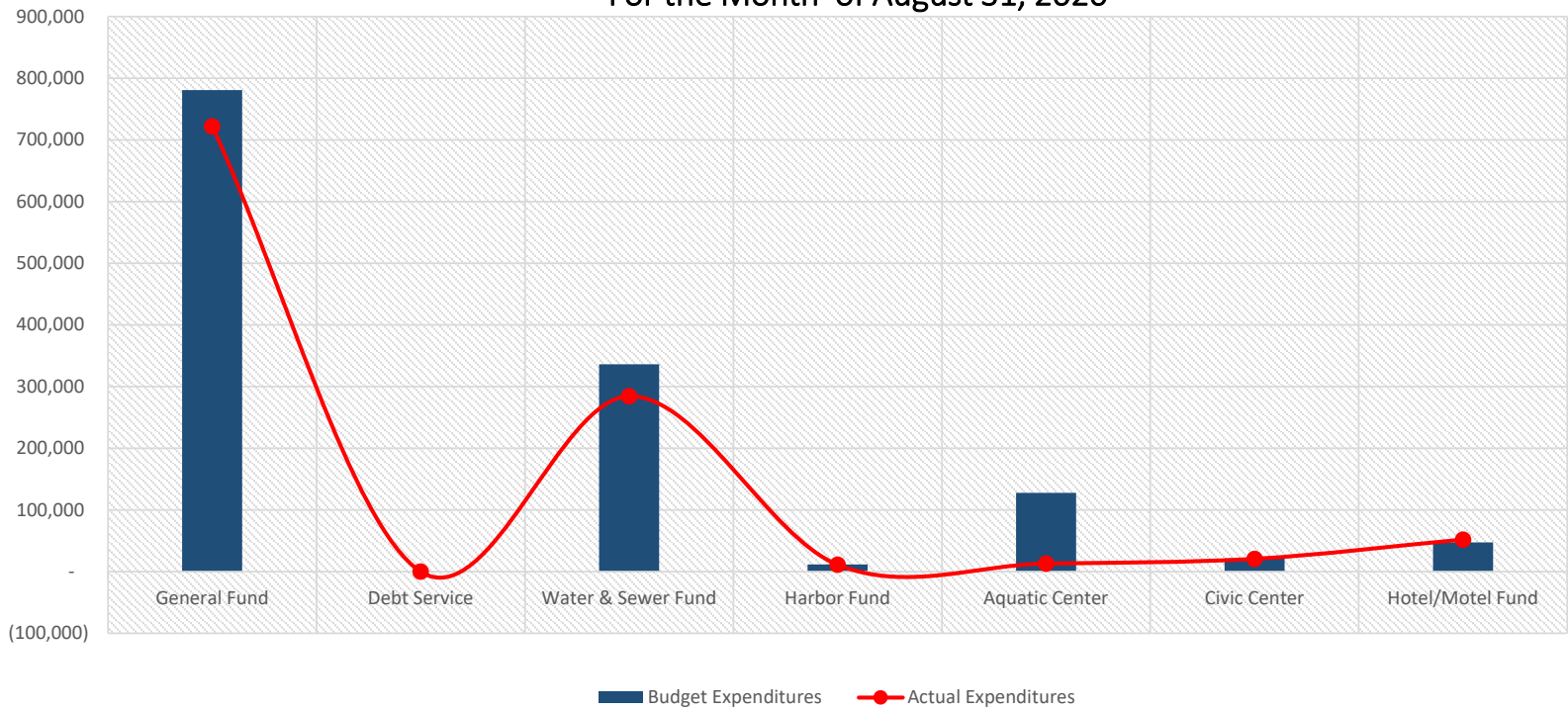
\*The remaining budget percent for Revenues should be 8.37% or less to be on track with budgeted revenues.

\*The remaining budget percent for Expenditures should be 8.37% or greater to be on track with budgeted expenditures.

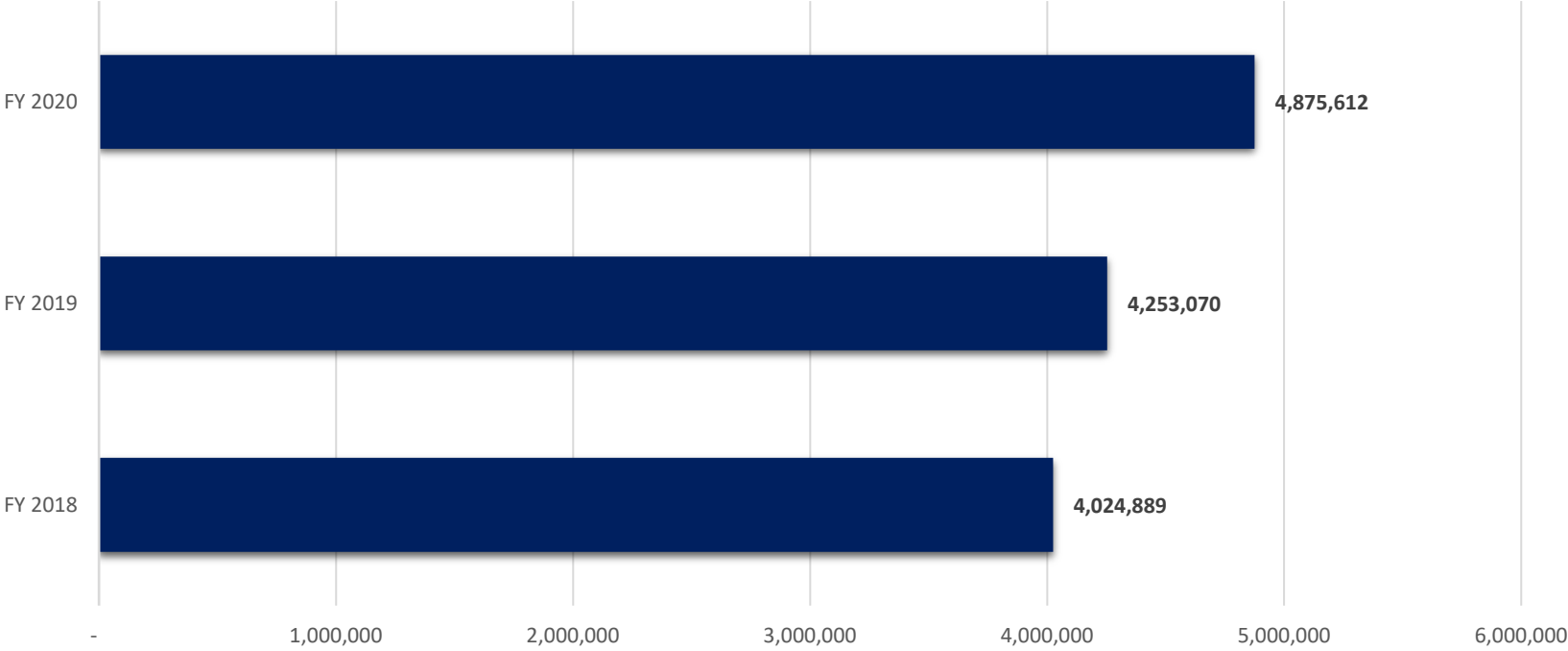
# Revenues Budget vs Actual For the Month of August 31, 2020



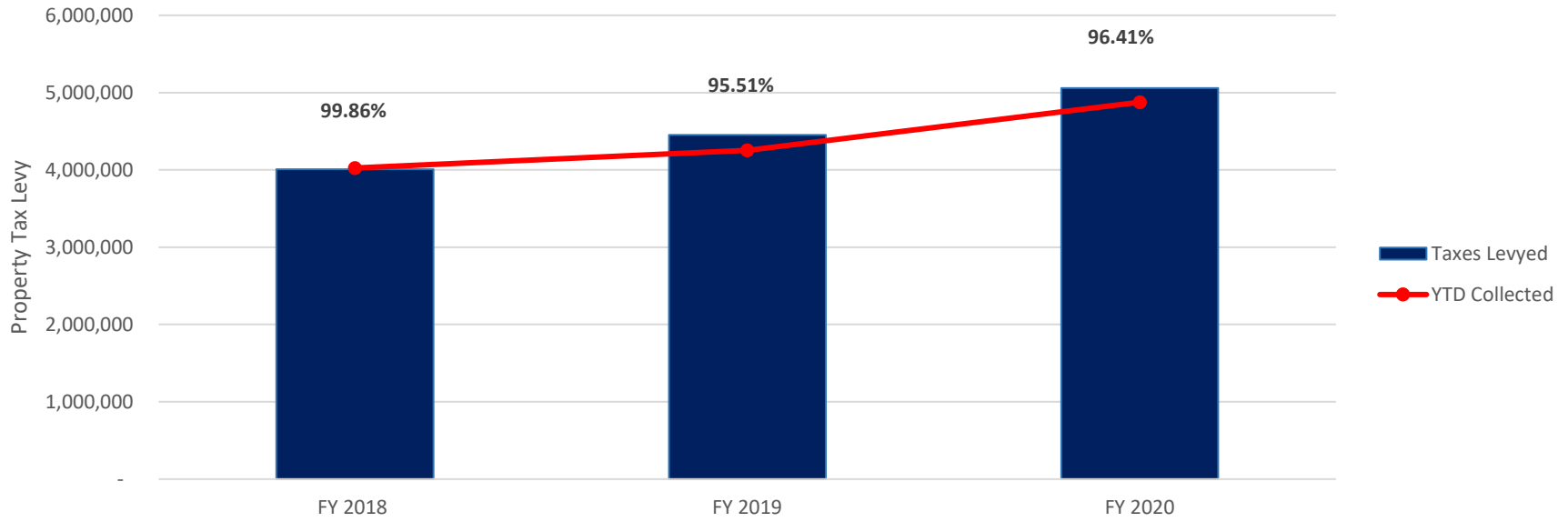
### Expenditures Budget vs Actual For the Month of August 31, 2020



# Property Tax Collected October 1, 2019 to August 31, 2020

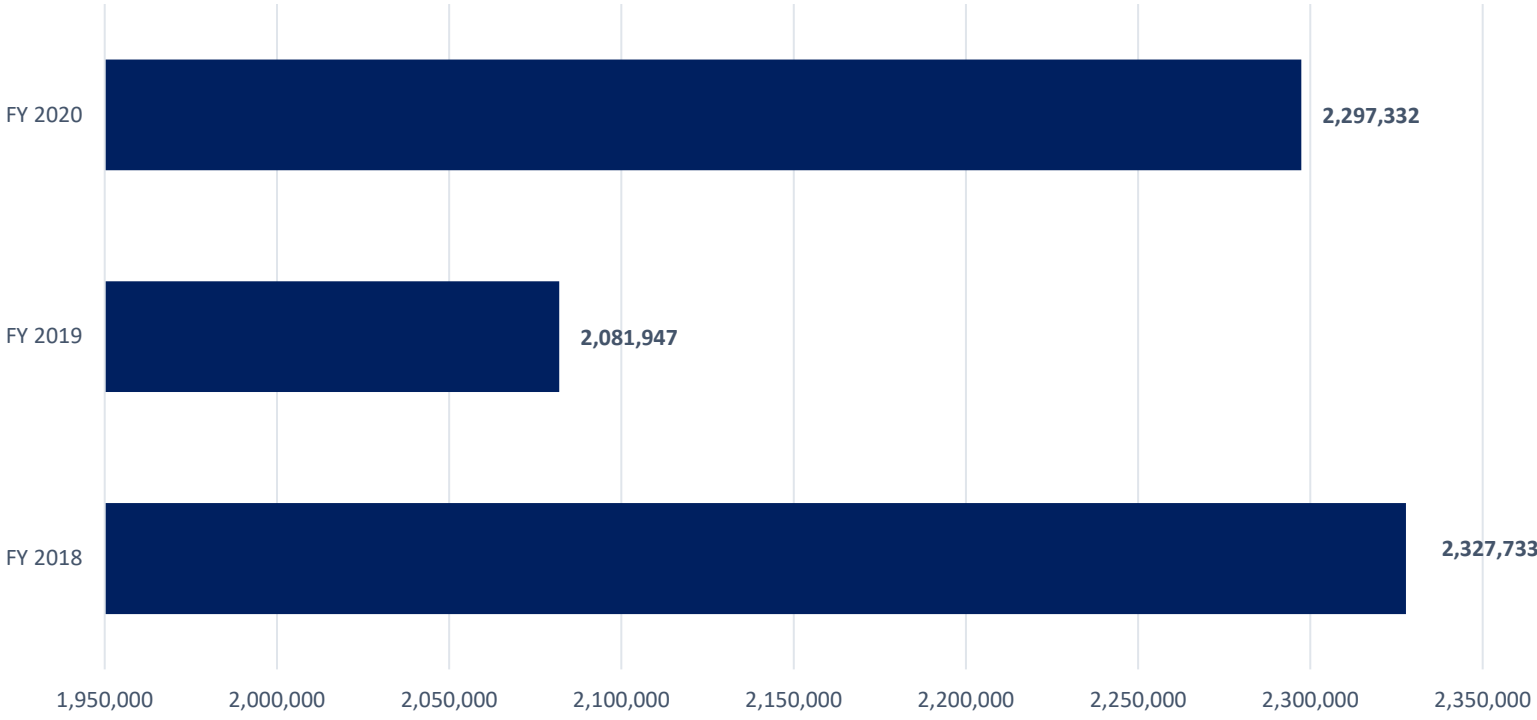


**Property Taxes  
Levied & Collected YTD  
October 1, 2019 - August 31, 2020**



# Sales Tax Collected

## October 1, 2019 - August 31, 2020



# Sales Tax Collected

## October 1, 2019 - August 31, 2020

