



CITY OF ARANSAS PASS

AGENDA MEMORANDUM

City Council Meeting of October 19, 2020

Date: October 13, 2020

To: Mayor and City Council

From: Sandra Garcia, Director of Finance
sgarcia@aptx.gov

Title: Financial Report for the Month Ending September 30, 2020

PURPOSE: Present Financial Report.

BACKGROUND AND FINDINGS:

Overall revenues exceeded expenditures for the month by \$34,218 and Y-T-D- revenues exceeded expenditures by \$3,552,611. Due to the COVID 19 Pandemic the Civic Center and Aquatic Center have not been operational.

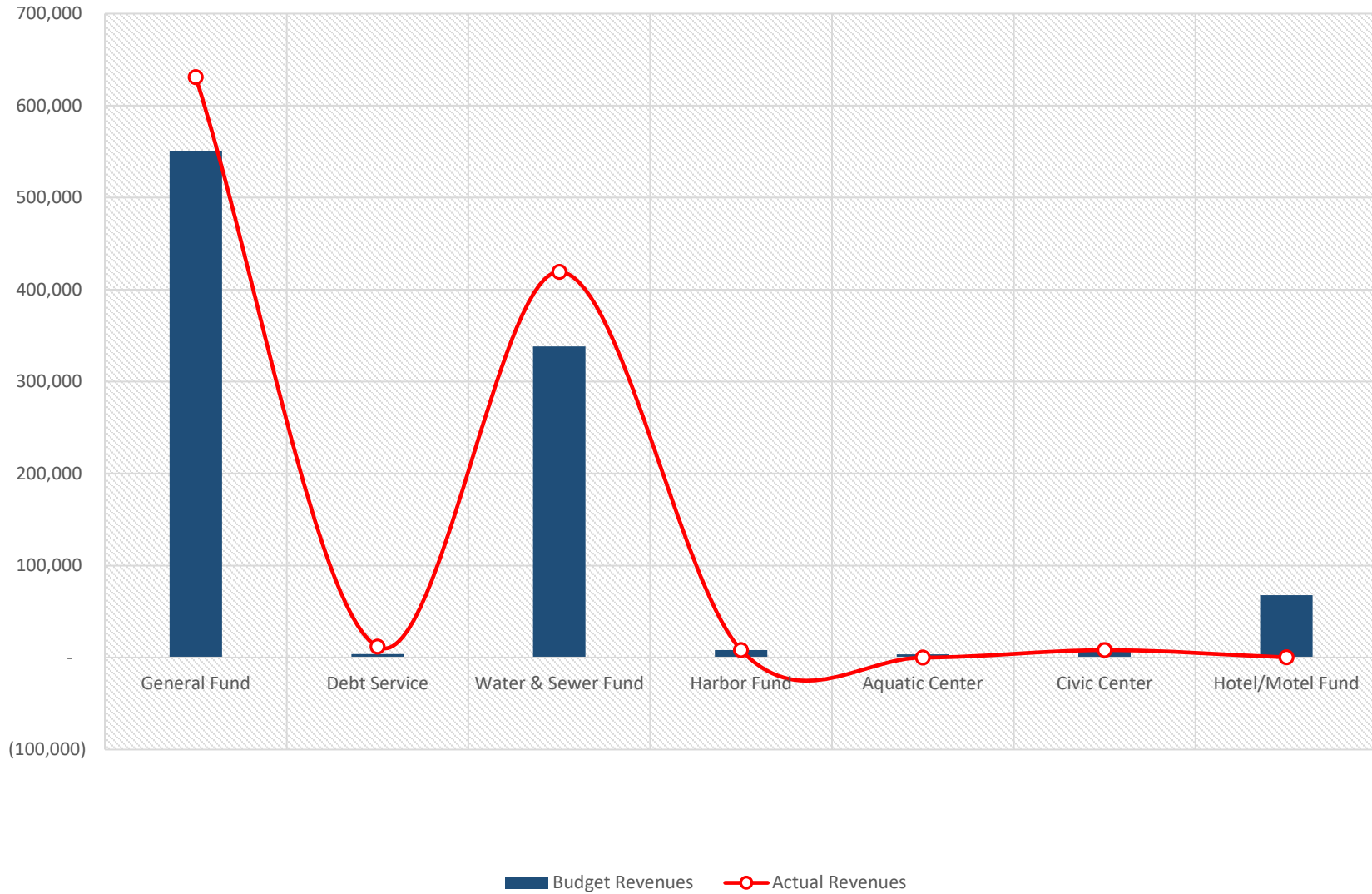
**City of Aransas Pass
Financial Report
Month The Ending September 30, 2020**

	<u>Current Budgeted</u>	<u>Current Actual</u>	<u>Annual Budget</u>	<u>YTD Actual</u>	<u>Remaining Budget %*</u>
<u>General Fund</u>					
Revenue	550,502	630,906	10,474,625	12,074,443	-15.27%
Expenditures	816,544	718,421	10,448,002	9,726,726	6.90%
	<u>(266,042)</u>	<u>(87,515)</u>	<u>26,622</u>	<u>2,347,718</u>	
<u>Debt Service Fund</u>					
Revenue	3,853	11,827	1,780,462	1,995,288	-12.07%
Expenditures	-	-	1,713,063	1,667,101	2.68%
	<u>3,853</u>	<u>11,827</u>	<u>67,399</u>	<u>328,187</u>	
<u>Water & Sewer Fund</u>					
Revenue	338,200	419,382	4,082,143	4,491,023	-10.02%
Expenditures	336,006	288,919	5,026,284	3,343,335	33.48%
	<u>2,194</u>	<u>130,463</u>	<u>(944,141)</u>	<u>1,147,687</u>	
<u>Harbor Fund</u>					
Revenue	8,131	8,213	339,500	333,857	1.66%
Expenditures	103,745	13,561	359,825	187,807	47.81%
	<u>(95,614)</u>	<u>(5,348)</u>	<u>(20,325)</u>	<u>146,050</u>	
<u>Aquatics Center</u>					
Revenue	3,387	-	348,000	11,054	96.82%
Expenditures	29,952	15,814	521,334	249,025	52.23%
	<u>(26,565)</u>	<u>(15,814)</u>	<u>(173,334)</u>	<u>(237,971)</u>	
<u>Civic Center</u>					
Revenue	8,792	8,069	365,500	57,908	84.16%
Expenditures	21,503	21,521	357,698	277,854	22.32%
	<u>(12,711)</u>	<u>(13,452)</u>	<u>7,802</u>	<u>(219,946)</u>	
<u>Hotel/Motel Fund</u>					
Revenue	67,675	207	272,100	158,555	41.73%
Expenditures	12,500	54,585	239,000	117,669	50.77%
	<u>55,175</u>	<u>(54,378)</u>	<u>33,100</u>	<u>40,886</u>	
<u>Overall</u>					
Revenue	980,540	1,078,604	17,662,330	19,122,128	-8.27%
Expenditures	1,320,250	1,112,822	18,665,207	15,569,517	16.59%
	<u>(339,711)</u>	<u>(34,218)</u>	<u>(1,002,877)</u>	<u>3,552,611</u>	

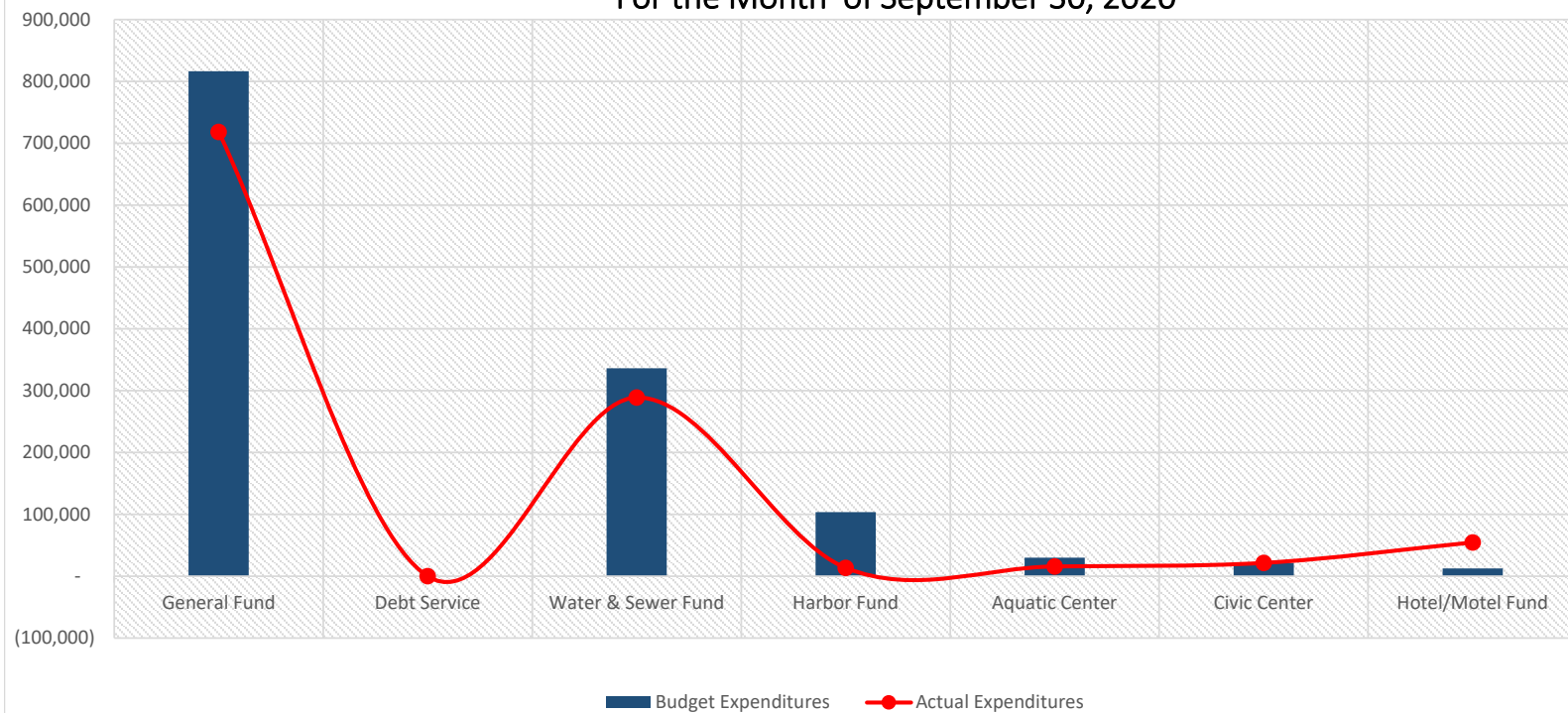
*The remaining budget percent for Revenues should be 07% or less to be on track with budgeted revenues.

*The remaining budget percent for Expenditures should be 0% or greater to be on track with budgeted expenditures.

Revenues Budget vs Actual For the Month of September 30, 2020

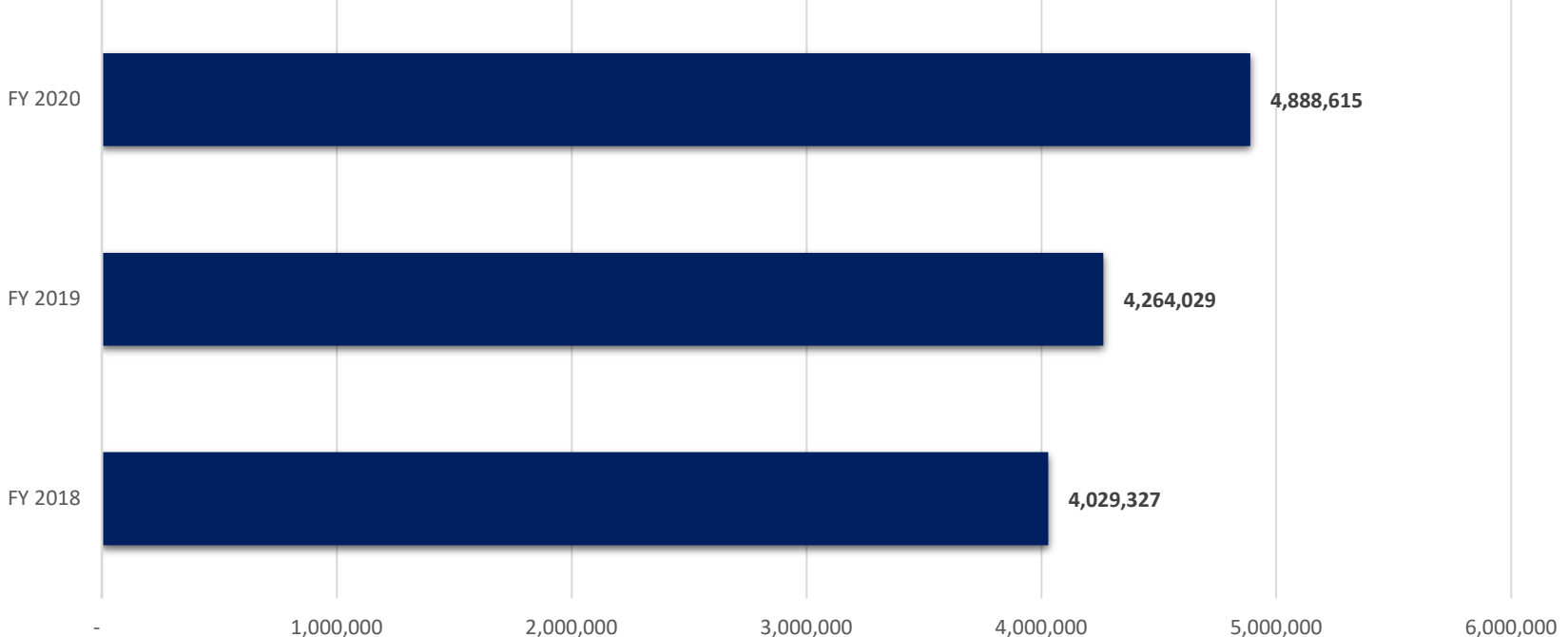


Expenditures Budget vs Actual For the Month of September 30, 2020

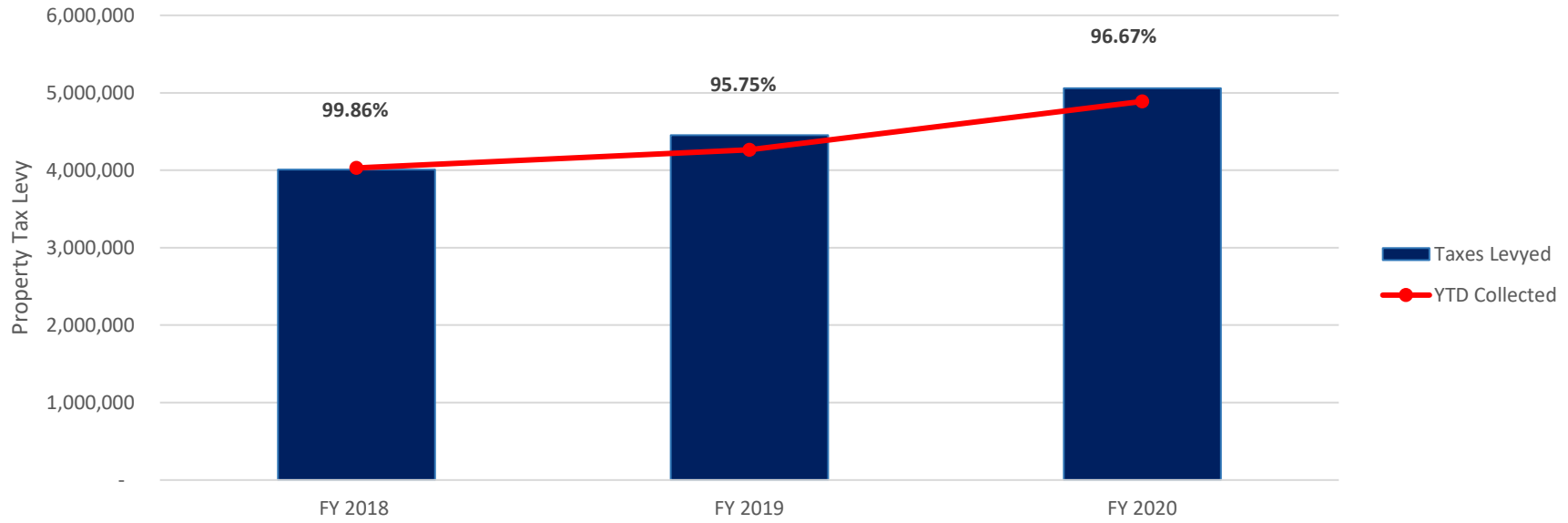


Property Tax Collected

October 1, 2019 to September 30, 2020

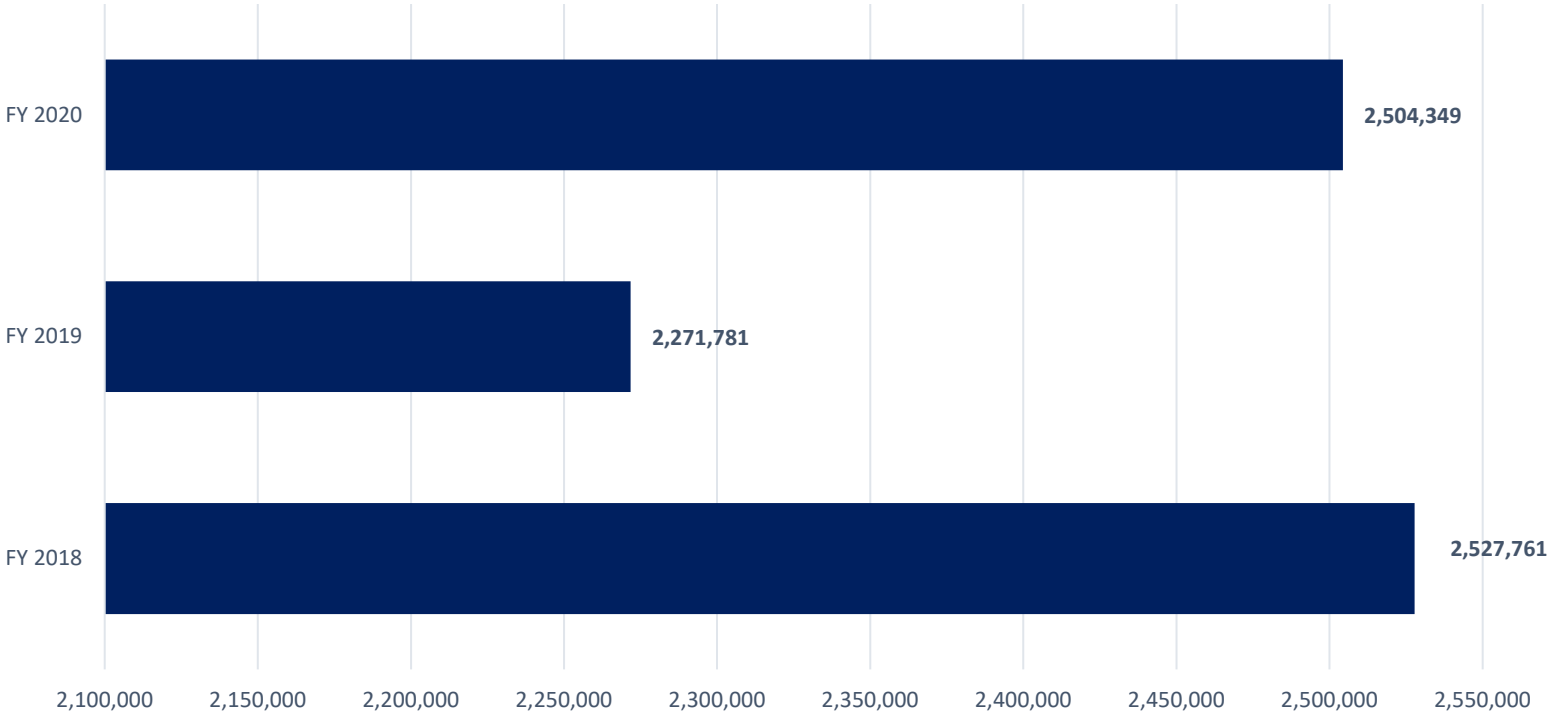


Property Taxes Levied & Collected YTD October 1, 2019 - September 30, 2020



Sales Tax Collected

October 1, 2019 - September 30, 2020



Sales Tax Collected October 1, 2019 - September 30, 2020

