



# CITY OF ARANSAS PASS

## AGENDA MEMORANDUM

City Council Meeting of March 15, 2021

Date: March 10, 2021, 2021

To: Mayor and City Council

From: Sandra Garcia, Director of Finance  
sgarcia@aptx.gov

---

Title: Financial Report for the Month Ending January 31, 2021

---

**PURPOSE:** Present Financial Report.

**BACKGROUND AND FINDINGS:**

**General Fund**

Actual revenues were less than budgeted for the month. Expenditures came in under budget for the month; for the month, revenues exceeded expenditures by \$ 745,537.

**Debt Service Fund**

Actual revenues were less than budgeted for the month. This fund paid debt in the amount of \$1,213,343 this month.

**Water & Sewer Fund**

Actual revenues were greater than budgeted for the month. Expenditures came in under budget for the month; for the month, expenditures exceeded revenues by \$15,149.

**Harbor**

Actual revenues were greater than budgeted for the month. Expenditures came in under budget for the month; for the month, revenues exceeded expenditures by \$10,584.

**Aquatic Center**

There were no revenues for the month. The AQ Center is not operational during this time of the year. Expenditures came in under budget for the month; for the month, expenditures exceeded revenues by \$14,520

**Civic Center**

Actual revenues were significantly less than budgeted for the month. Expenditures came in under budget for the month; for the month, expenditures exceeded revenues by \$14,989.

**Hotel/Motel Fund**

Actual revenues were greater than budgeted for the month. Expenditures came in under budget for the month; for the month, revenues exceeded expenditures by \$47,969.

**Overall**

Actual revenues were less than budgeted for the month. Expenditures came in under budget for the month; for the month, revenues exceeded expenditures by \$237,731.

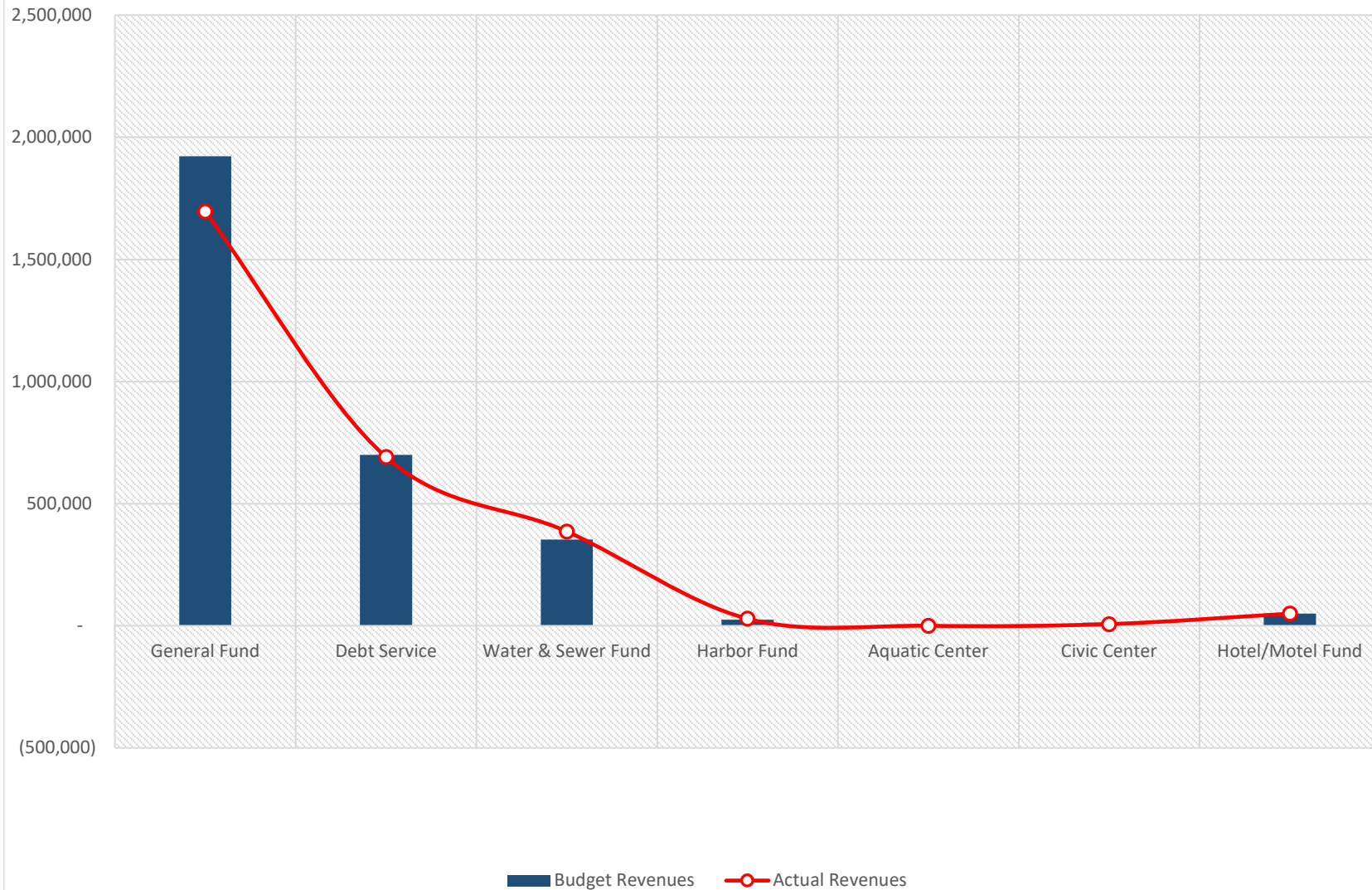
**City of Aransas Pass  
Financial Report  
Month The Ending January 2021**

	<u>Current Budgeted</u>	<u>Current Actual</u>	<u>Annual Budget</u>	<u>YTD Actual</u>	<u>Remaining Budget %*</u>
<b><u>General Fund</u></b>					
Revenue	1,922,456	1,696,171	10,853,945	5,579,931	48.59%
Expenditures	1,116,649	950,634	10,881,011	3,655,312	66.41%
	<u>805,806</u>	<u>745,537</u>	<u>(27,066)</u>	<u>1,924,619</u>	
<b><u>Debt Service Fund</u></b>					
Revenue	699,932	690,811	1,959,489	1,742,971	11.05%
Expenditures	1,213,343	1,212,477	1,720,275	1,212,477	29.52%
	<u>(513,411)</u>	<u>(521,666)</u>	<u>239,214</u>	<u>530,495</u>	
<b><u>Water &amp; Sewer Fund</u></b>					
Revenue	352,875	386,077	4,698,113	1,634,725	65.20%
Expenditures	424,694	401,225	3,955,964	1,357,090	65.70%
	<u>(71,819)</u>	<u>(15,149)</u>	<u>742,149</u>	<u>277,635</u>	
<b><u>Harbor Fund</u></b>					
Revenue	24,932	28,757	353,699	203,557	42.45%
Expenditures	27,908	18,209	352,869	66,685	81.10%
	<u>(2,976)</u>	<u>10,548</u>	<u>830</u>	<u>136,872</u>	
<b><u>Aquatics Center</u></b>					
Revenue	-	-	374,279	-	100.00%
Expenditures	20,993	14,520	374,279	59,015	84.23%
	<u>(20,993)</u>	<u>(14,520)</u>	<u>-</u>	<u>(59,015)</u>	
<b><u>Civic Center</u></b>					
Revenue	12,962	6,826	395,540	18,000	95.45%
Expenditures	31,988	21,815	395,537	113,168	71.39%
	<u>(19,026)</u>	<u>(14,989)</u>	<u>3</u>	<u>(95,168)</u>	
<b><u>Hotel/Motel Fund</u></b>					
Revenue	50,083	49,517	201,000	50,854	74.70%
Expenditures	3,850	1,548	209,000	64,786	69.00%
	<u>46,233</u>	<u>47,969</u>	<u>(8,000)</u>	<u>(13,932)</u>	
<b><u>Overall</u></b>					
Revenue	3,063,239	2,858,158	18,836,065	9,230,039	51.00%
Expenditures	2,839,425	2,620,427	17,888,935	6,528,533	63.51%
	<u>223,814</u>	<u>237,731</u>	<u>947,130</u>	<u>2,701,506</u>	

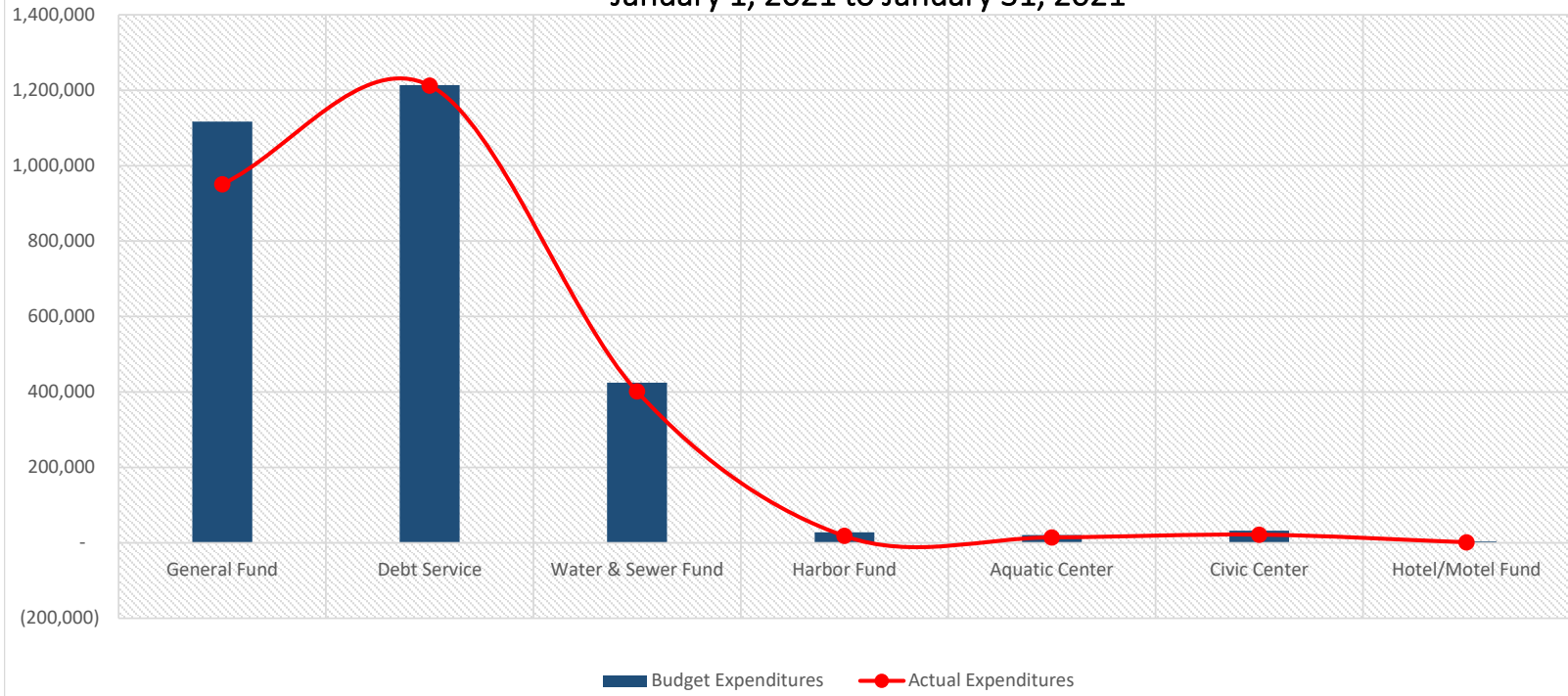
\*The remaining budget percent for Revenues should be 66.67% or less to be on track with budgeted revenues.

\*The remaining budget percent for Expenditures should be 66.67% or greater to be on track with budgeted expenditures.

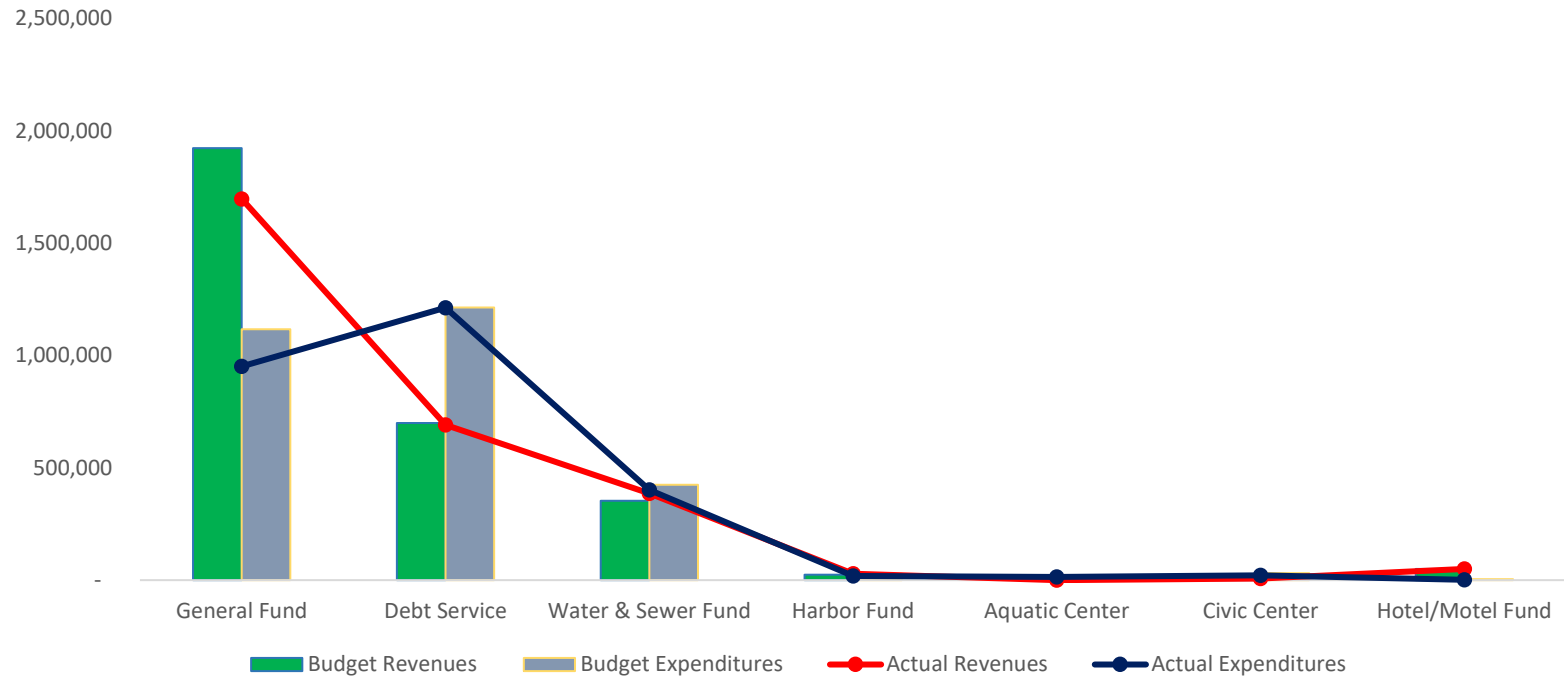
# Revenues Budget vs Actual January 1, 2021 to January 31, 2021



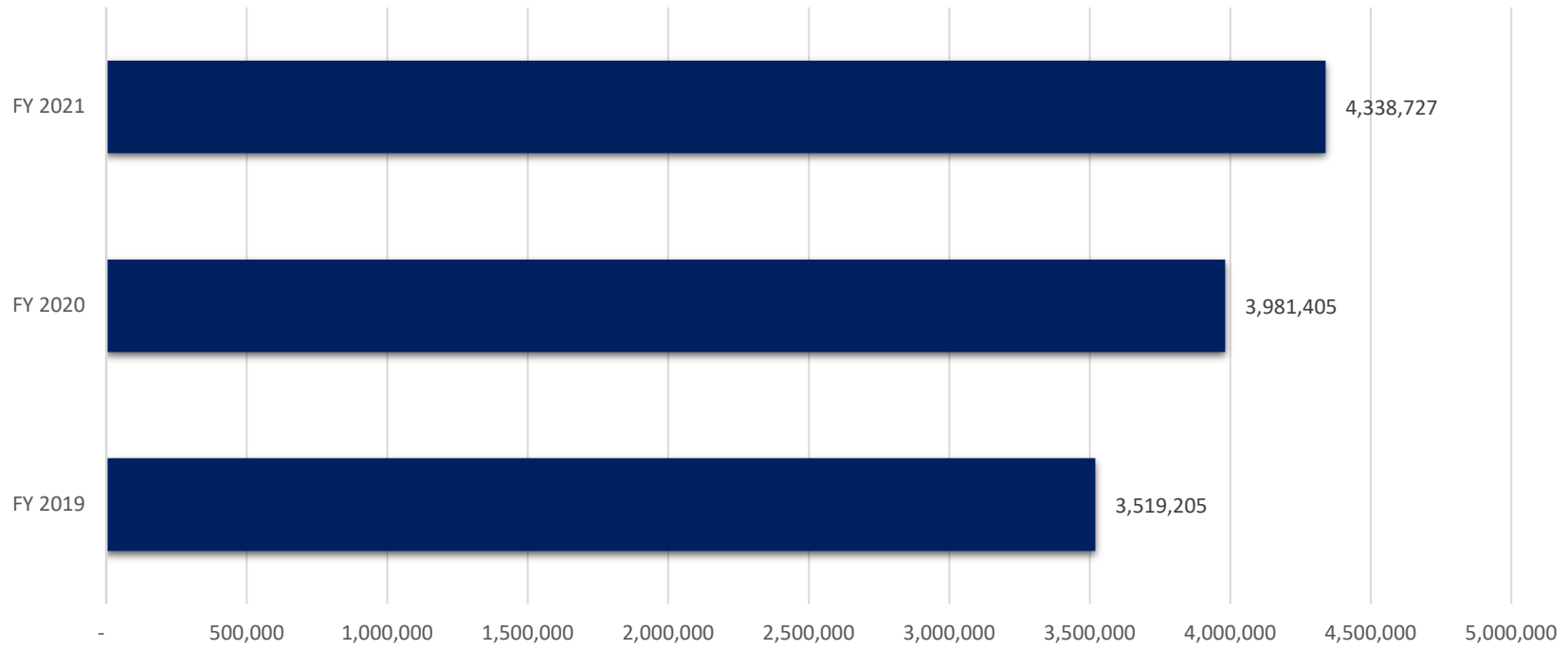
# Expenditures Budget vs Actual January 1, 2021 to January 31, 2021



### Monthly Budget vs Actual Revenue & Expenditures

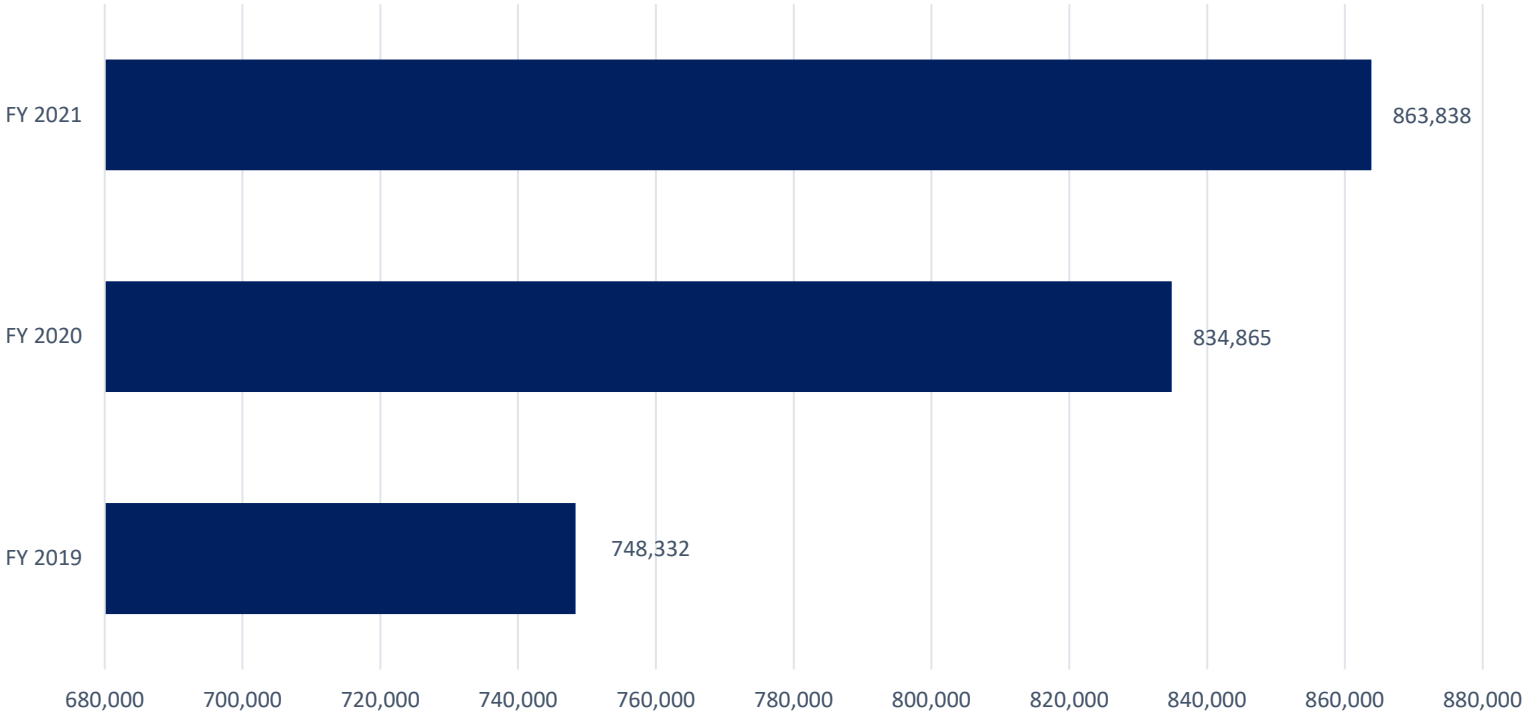


## Property Tax Collected October 1, 2020 to January 31, 2021



# Sales Tax Collected

## October 1, 2020 - January 31, 2021





## Sales Tax Collected October 1, 2020 - January 31, 2021

