



# CITY OF ARANSAS PASS

## AGENDA MEMORANDUM

City Council Meeting of April 19, 2021

Date: April 13, 2021

To: Mayor and City Council

From: Sandra Garcia, Director of Finance  
sgarcia@aptx.gov

---

Title: Financial Report for the Month Ending February 2021

---

**PURPOSE:** Present Financial Report.

**BACKGROUND AND FINDINGS:**

**General Fund**

Actual revenues exceeded budgeted revenues for the month. Expenditures came in under budget for the month; for the month, revenues exceeded expenditures by \$82,818 for the month.

**Debt Service Fund**

Actual revenues exceeded budgeted revenues for the month.

**Water & Sewer Fund**

Actual revenues were less than budgeted for the month. Expenditures came in under budget for the month; for the month, revenues exceeded expenditures by \$55,476.

**Harbor**

Actual revenues were greater than budgeted for the month. Expenditures were greater than budget for the month; for the month, expenditures exceeded revenues by \$31,681.

**Aquatic Center**

There were no revenues for the month. The AQ Center is not operational during this time of the year. Expenditures came in under budget for the month; for the month, expenditures exceeded revenues by \$9,052.

**Civic Center**

Actual revenues were significantly less than budgeted for the month. Expenditures came in under budget for the month; for the month, expenditures exceeded revenues by \$7,090.

**Hotel/Motel Fund**

Actual revenues were greater than budgeted for the month. Expenditures came in under budget for the month; for the month, expenditures exceeded revenues by \$35,525.

**Overall**

Actual revenues were less than budgeted for the month. Expenditures came in under budget for the month; for the month, revenues exceeded expenditures by \$257,962.

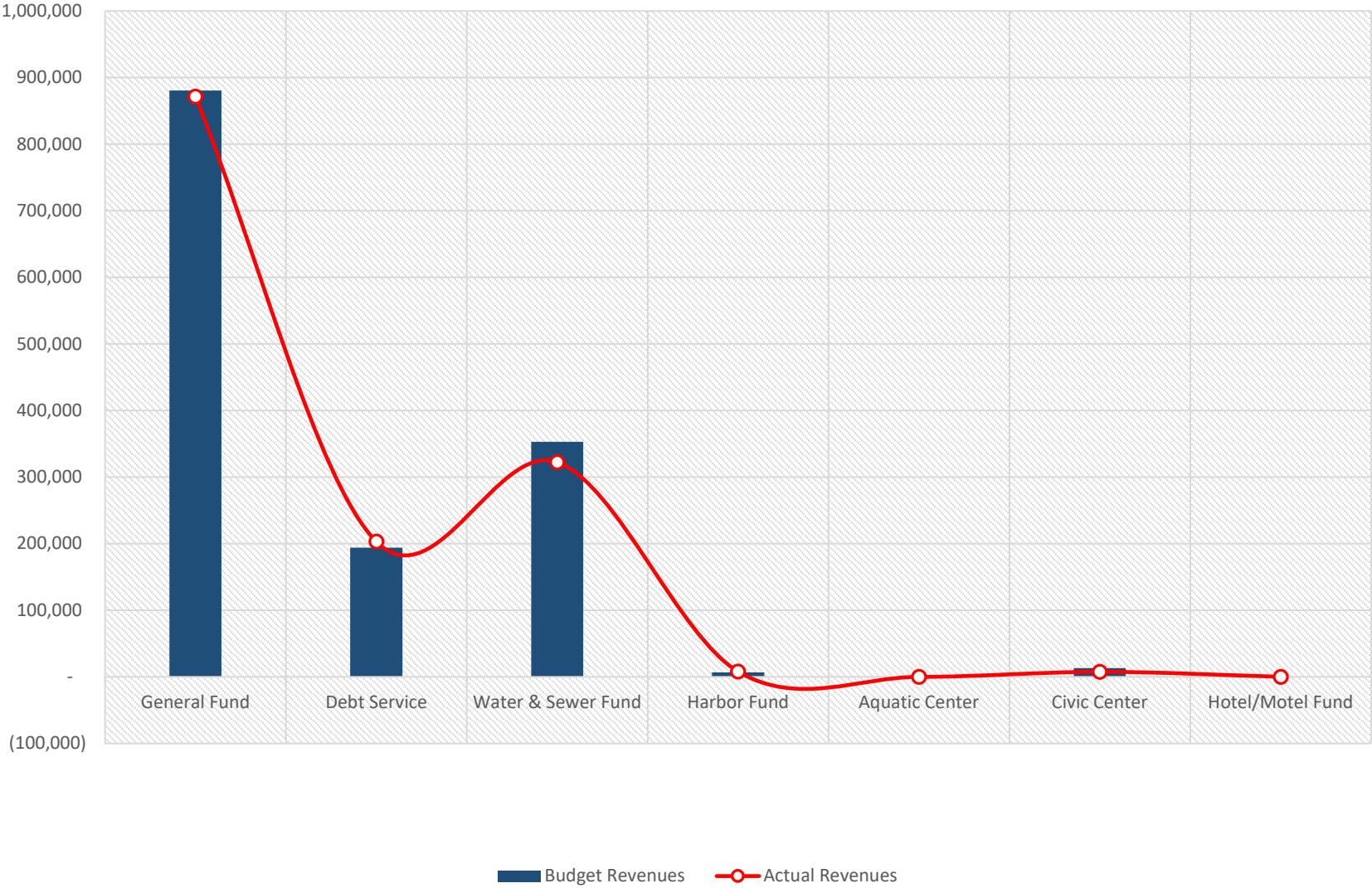
**City of Aransas Pass  
Financial Report  
Month The Ending February 28, 2021**

	<u>Current Budgeted</u>	<u>Current Actual</u>	<u>Annual Budget</u>	<u>YTD Actual</u>	<u>Remaining Budget %*</u>
<b><u>General Fund</u></b>					
Revenue	880,765	871,294	10,853,945	6,450,917	40.57%
Expenditures	833,793	788,476	10,881,011	4,441,128	59.18%
	<u>46,972</u>	<u>82,818</u>	<u>(27,066)</u>	<u>2,009,789</u>	
<b><u>Debt Service Fund</u></b>					
Revenue	194,182	203,015	1,959,489	1,945,987	0.69%
Expenditures	-	-	1,720,275	1,212,477	29.52%
	<u>194,182</u>	<u>203,015</u>	<u>239,214</u>	<u>733,510</u>	
<b><u>Water &amp; Sewer Fund</u></b>					
Revenue	352,875	322,458	4,698,113	1,957,183	58.34%
Expenditures	290,890	266,981	3,955,964	1,624,071	58.95%
	<u>61,985</u>	<u>55,476</u>	<u>742,149</u>	<u>333,112</u>	
<b><u>Harbor Fund</u></b>					
Revenue	6,932	7,967	353,699	211,524	40.20%
Expenditures	22,792	39,648	352,869	106,333	69.87%
	<u>(15,859)</u>	<u>(31,681)</u>	<u>830</u>	<u>105,191</u>	
<b><u>Aquatics Center</u></b>					
Revenue	418	-	374,279	-	100.00%
Expenditures	16,503	9,052	374,279	68,067	81.81%
	<u>(16,085)</u>	<u>(9,052)</u>	<u>-</u>	<u>(68,067)</u>	
<b><u>Civic Center</u></b>					
Revenue	12,962	7,546	395,540	25,546	93.54%
Expenditures	29,618	14,635	395,537	127,804	67.69%
	<u>(16,656)</u>	<u>(7,090)</u>	<u>3</u>	<u>(102,258)</u>	
<b><u>Hotel/Motel Fund</u></b>					
Revenue	83	137	201,000	50,990	74.63%
Expenditures	38,300	35,662	209,000	40,530	80.61%
	<u>(38,217)</u>	<u>(35,525)</u>	<u>(8,000)</u>	<u>10,460</u>	
<b><u>Overall</u></b>					
Revenue	1,448,217	1,412,417	18,836,065	10,642,147	43.50%
Expenditures	1,231,895	1,154,454	17,888,935	7,620,409	57.40%
	<u>216,322</u>	<u>257,962</u>	<u>947,130</u>	<u>3,021,738</u>	

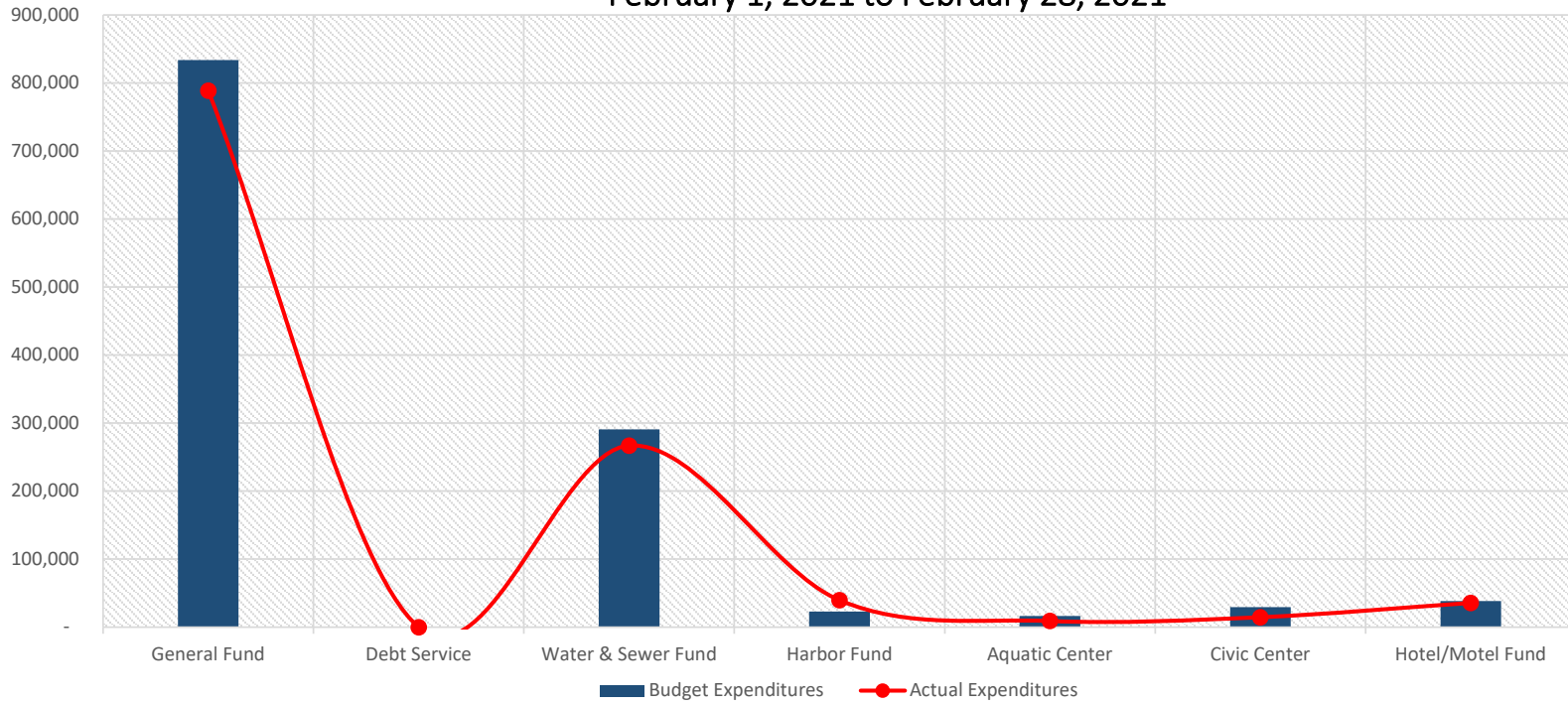
\*The remaining budget percent for Revenues should be 58.35% or less to be on track with budgeted revenues.

\*The remaining budget percent for Expenditures should be 58.35% or greater to be on track with budgeted expenditures.

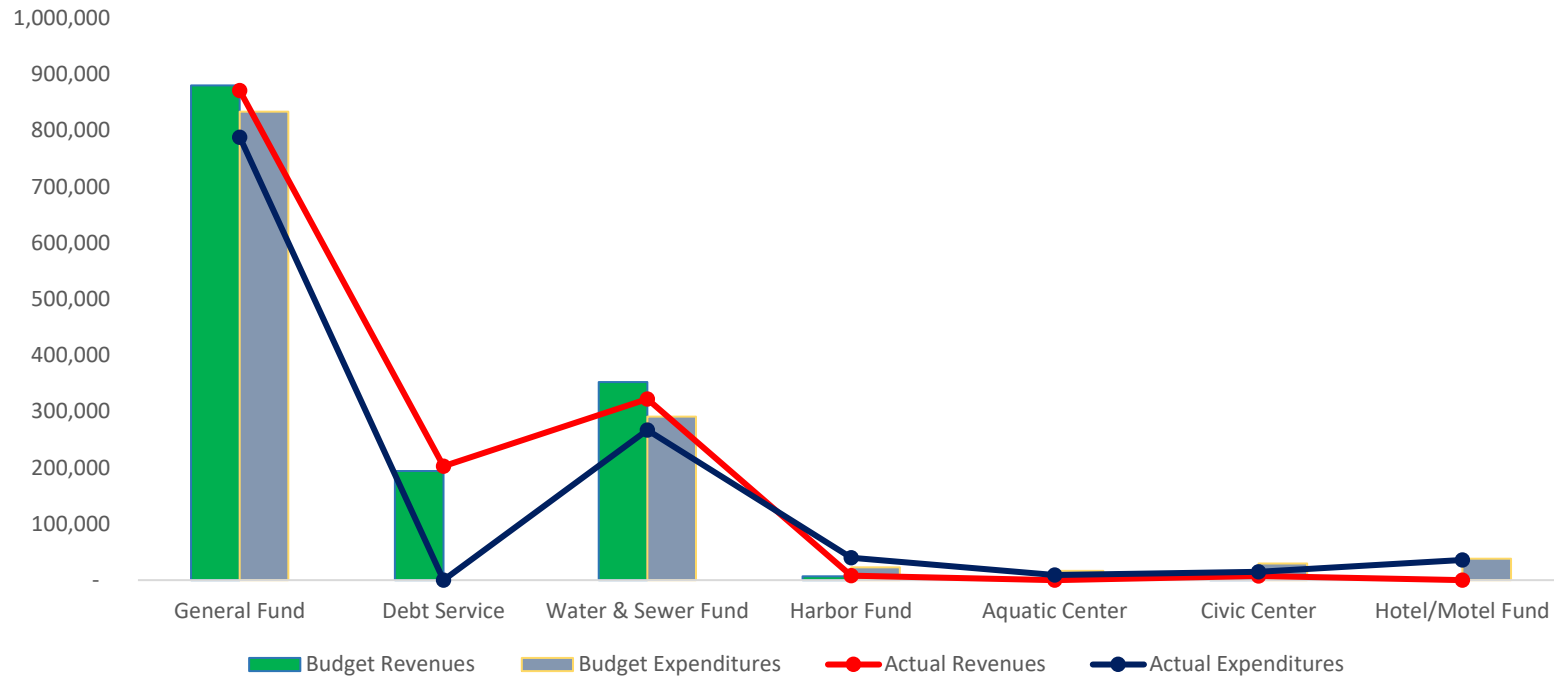
# Revenues Budget vs Actual February 1, 2021 to February 28, 2021



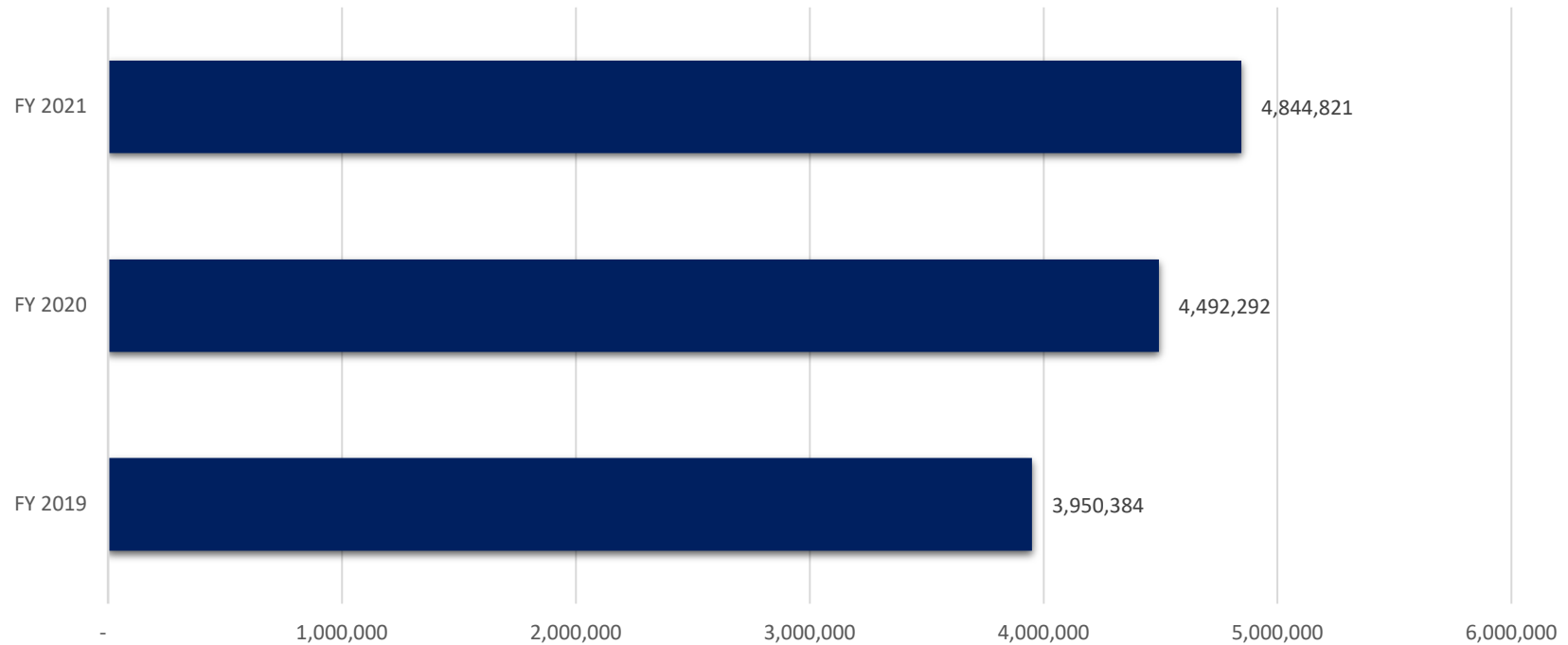
Expenditures  
Budget vs Actual  
February 1, 2021 to February 28, 2021



### Monthly Budget vs Actual Revenue & Expenditures

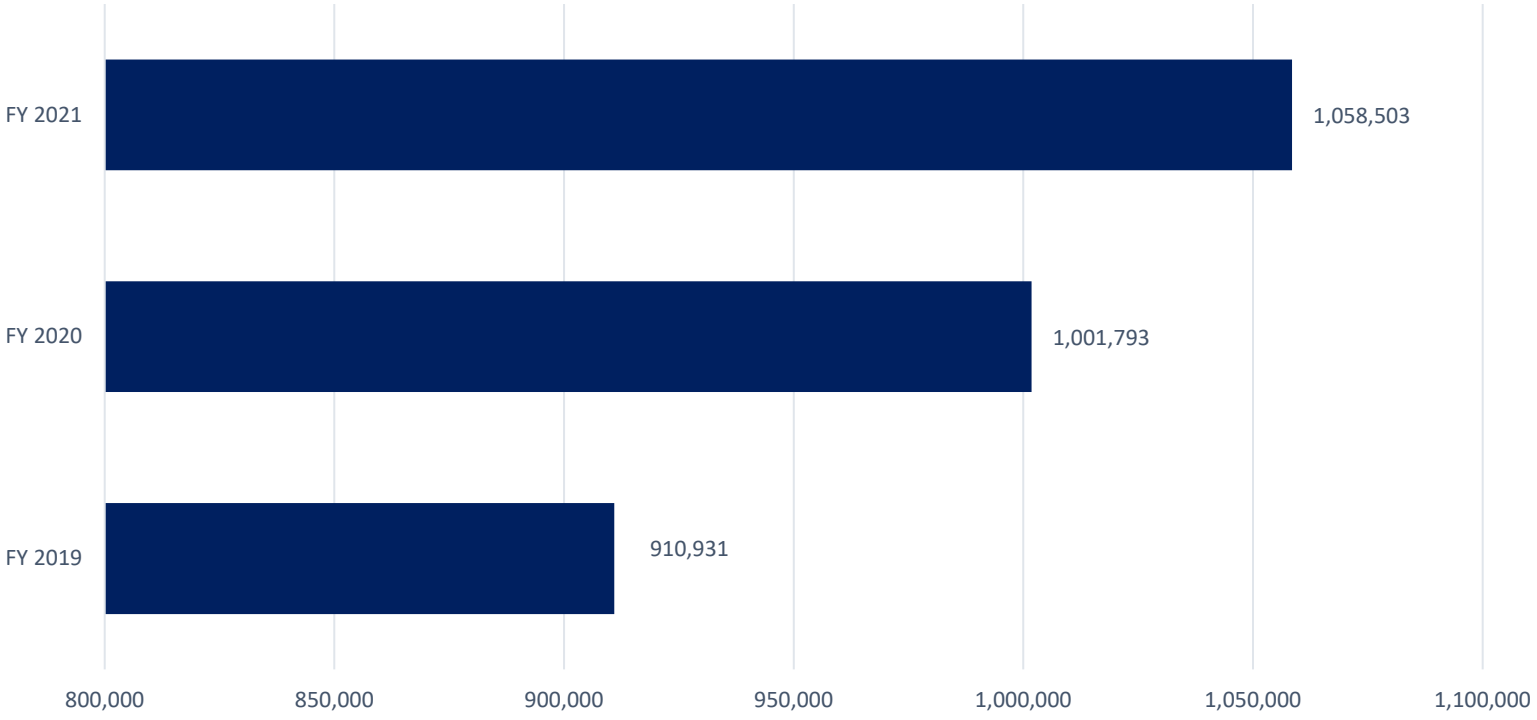


## Property Tax Collected October 1, 2020 to February 28, 2021



# Sales Tax Collected

## October 1, 2020 - February 28, 2021





# Sales Tax Collected

## October 1, 2020 - February 28, 2021

