



CITY OF ARANSAS PASS

AGENDA MEMORANDUM

City Council Meeting of June 21, 2021

Date: June 18, 2021

To: Mayor and City Council

From: Sandra Garcia, Director of Finance
sgarcia@aptx.gov

Title: Financial Report for the Month Ending April 2021

PURPOSE: Present Financial Report.

BACKGROUND AND FINDINGS:

General Fund

Actual revenues exceeded budgeted revenues for the month. Expenditures came in under budget for the month; for the month, expenditures exceeded revenues by \$130,628 for the month.

Debt Service Fund

Actual revenues exceeded budgeted revenues for the month.

Water & Sewer Fund

Actual revenues exceeded budgeted revenues for the month. Expenditures came in under budget for the month; for the month, revenues exceeded expenditures by \$101,403.

Harbor

Actual revenues were greater than budgeted for the month. Expenditures came in under than budget for the month; for the month, revenues exceeded expenditures by \$12,826.

Aquatic Center

There were no revenues for the month. The AQ Center is not operational during this time of the year. Expenditures came in under budget for the month; for the month, expenditures exceeded revenues by \$17,711.

Civic Center

Actual revenues were less than budgeted for the month. Expenditures came in under budget for the month; for the month, expenditures exceeded revenues by \$11,378.

Hotel/Motel Fund

Actual revenues were less than budgeted for the month. Expenditures came in under budget for the month; for the month, revenues exceeded expenditures by \$29,916.

Overall

Actual revenues exceeded budgeted revenues for the month. Expenditures came in under budget for the month; for the month, revenues exceeded expenditures by \$20,395.

City of Aransas Pass
 Financial Summary Report
 Month Ending April 30, 2021

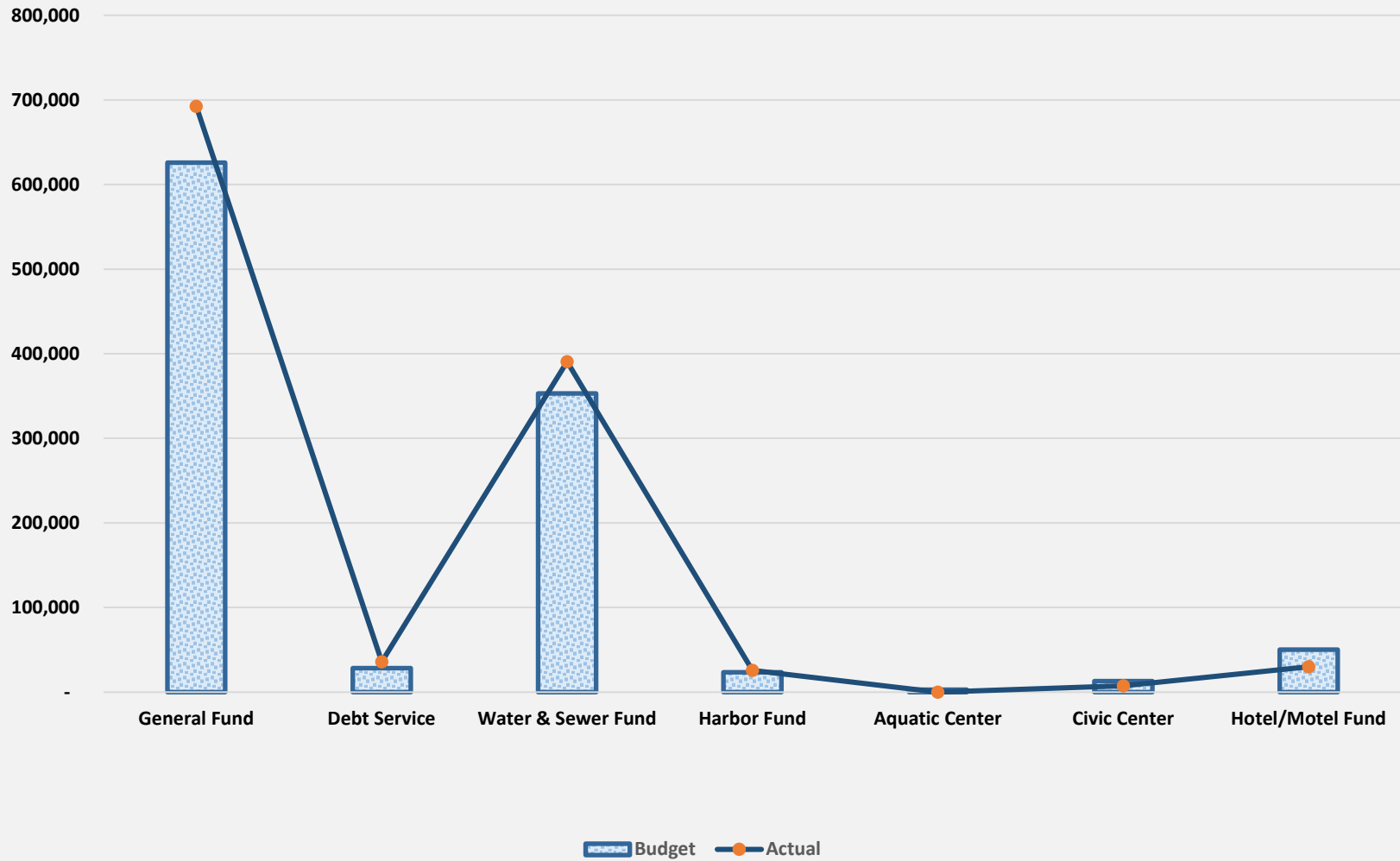
	Budgeted	Actual	Variance	Annual Budget	YTD Actual	Remaining Budget %*
General Fund						
Revenue	625,929	692,434	66,505	11,166,165	7,790,011	30.24%
Expenditures	860,348	823,062	(37,287)	11,006,783	6,071,282	44.84%
	<u>(234,419)</u>	<u>(130,628)</u>	<u>103,791</u>	<u>159,382</u>	<u>1,718,729</u>	
Debt Service Fund						
Revenue	28,452	35,967	7,515	1,959,489	2,063,599	-5.31%
Expenditures	-	-	-	1,720,275	1,212,477	29.52%
	<u>28,452</u>	<u>35,967</u>	<u>7,515</u>	<u>239,214</u>	<u>851,122</u>	
Water & Sewer Fund						
Revenue	352,875	390,597	37,722	4,234,500	2,726,393	35.61%
Expenditures	298,255	289,194	(9,060)	3,955,964	2,191,114	44.61%
	<u>54,620</u>	<u>101,403</u>	<u>46,782</u>	<u>278,536</u>	<u>535,279</u>	
Harbor Fund						
Revenue	23,432	25,809	2,377	413,208	245,323	40.63%
Expenditures	23,717	12,984	(10,734)	412,378	161,359	60.87%
	<u>(285)</u>	<u>12,826</u>	<u>13,111</u>	<u>830</u>	<u>83,964</u>	

	Budgeted	Actual	Variance	Annual Budget	YTD Actual	Remaining Budget %*
Aquatics Center						
Revenue	2,959	-	(2,959)	374,279	-	100.00%
Expenditures	20,316	17,711	(2,605)	374,279	101,739	72.82%
	(17,357)	(17,711)	(354)	-	(101,739)	
Civic Center						
Revenue	12,962	7,599	(5,363)	395,540	40,339	89.80%
Expenditures	31,988	18,976	(13,011)	395,537	171,750	56.58%
	(19,026)	(11,378)	7,648	3	(131,411)	
Hotel/Motel Fund						
Revenue	50,083	29,916	(20,167)	201,000	80,908	59.75%
Expenditures	5,300	-	(5,300)	209,000	42,613	79.61%
	44,783	29,916	(14,867)	(8,000)	38,295	
Overall						
Revenue	1,096,692	1,182,322	85,631	18,744,181	12,946,574	30.93%
Expenditures	1,239,924	1,161,927	(77,997)	18,074,216	9,952,334	44.94%
	(143,232)	20,395	163,627	669,965	2,994,240	

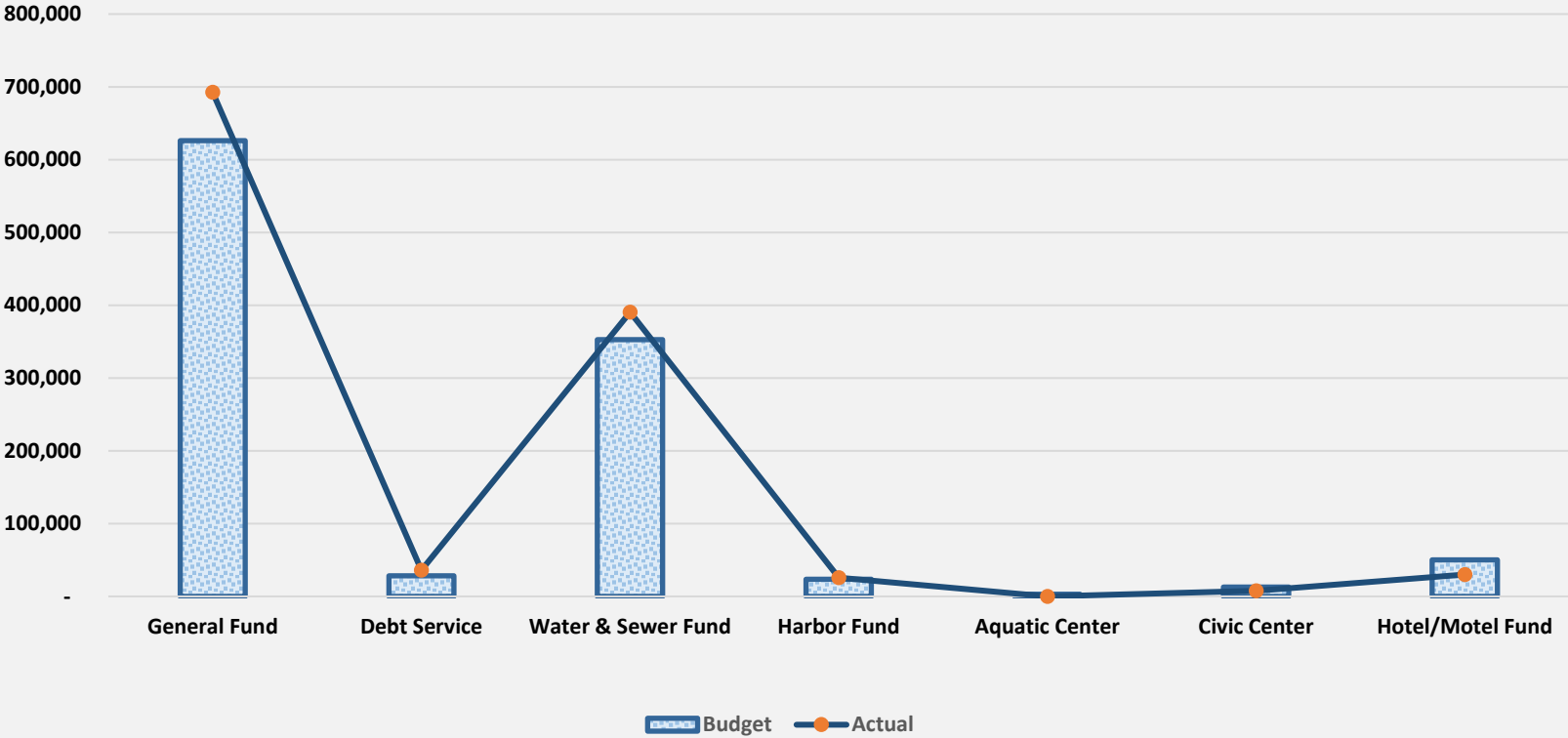
*The remaining budget percent for Revenues should be 41.67% or less to be on track with budgeted revenues.

*The remaining budget percent for Expenditures should be 41.67% or greater to be on track with budgeted expenditures.

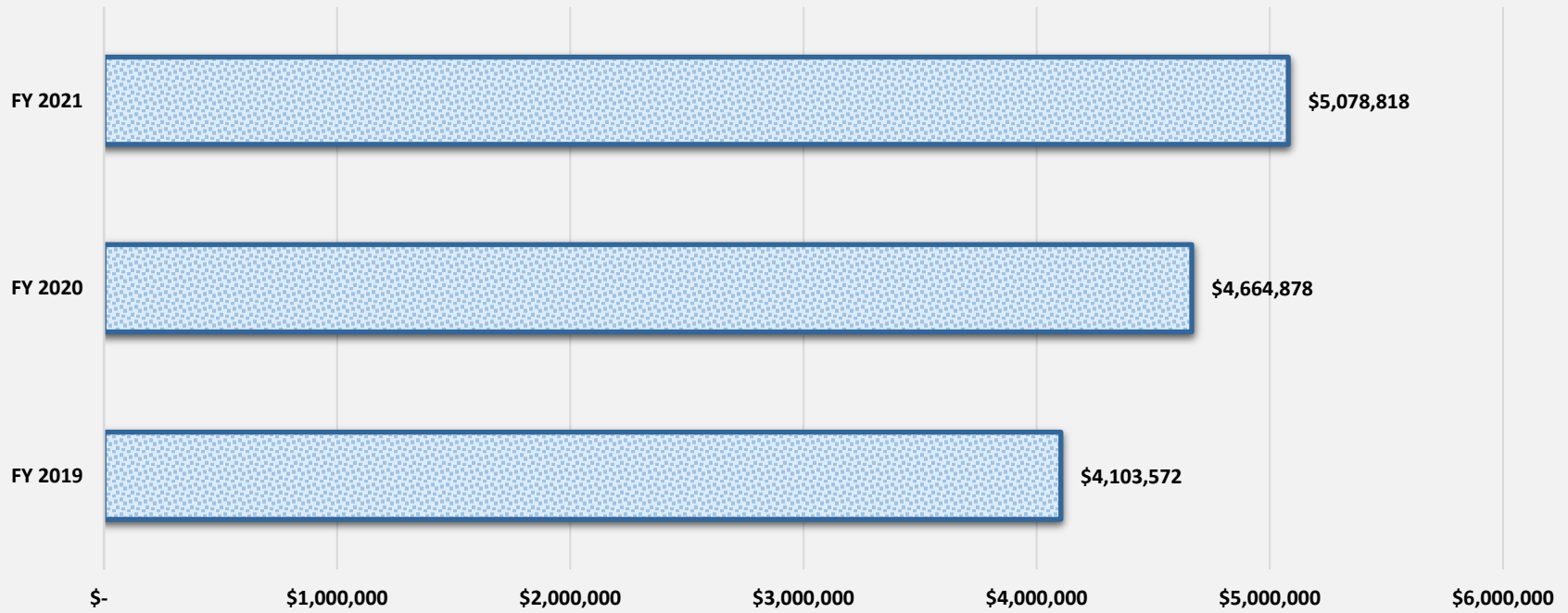
**CITY OF ARANSAS PASS
REVENUES
BUDGET VS ACTUAL
FOR THE MONTH OF APRIL 2021**



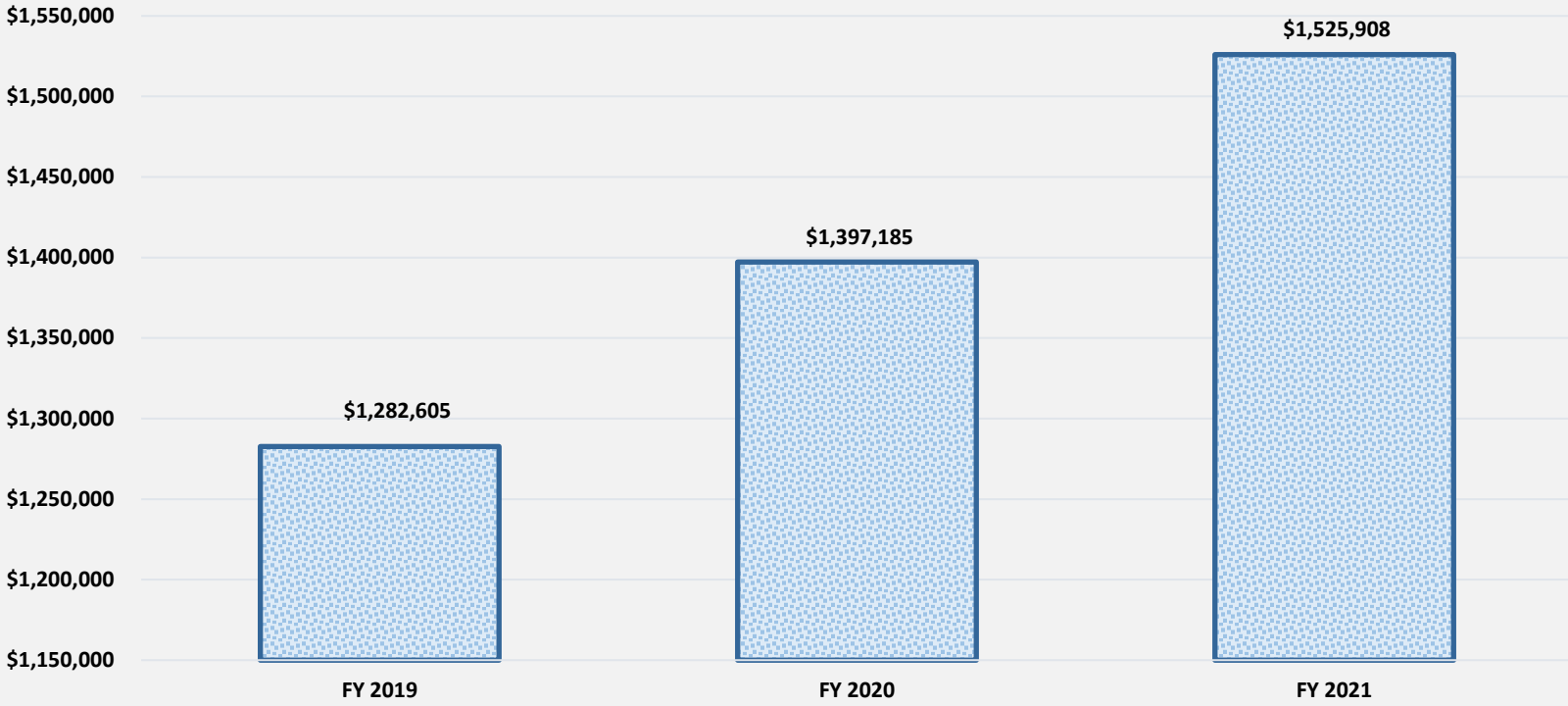
**CITY OF ARANSAS PASS
EXPENDITURES
BUDGET VS ACTUAL
FOR THE MONTH OF APRIL 2021**



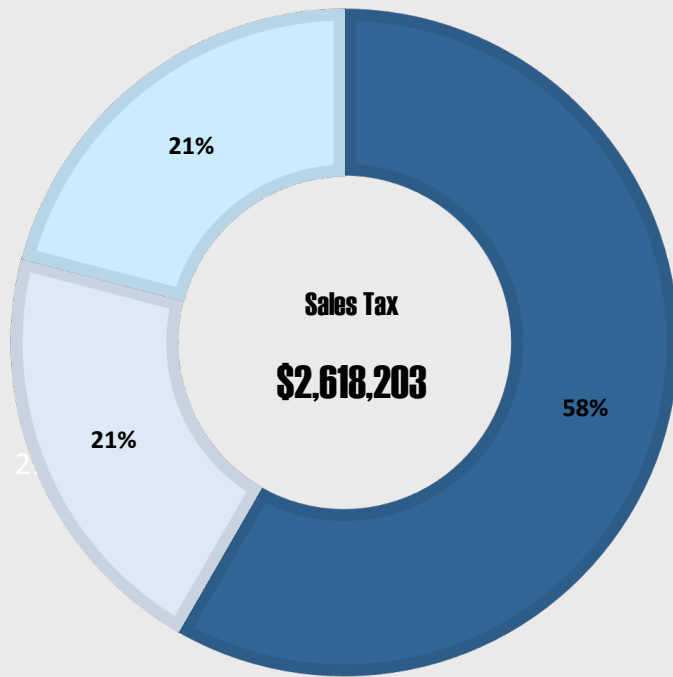
CITY OF ARANSAS PASS
PROPERTY TAX COLLECTED
OCTOBER 1 - APRIL 30



**City of Aransas Pass
Sales Tax Collected
October 1 - April 30**



City of Aransas Pass
Sales Tax Collected
October 31, 2020 - April 30, 2021



City of Aransas Pass
\$ 1,525,908

MDD
\$ 544,248

CCPD
\$ 547,868