



CITY OF ARANSAS PASS

AGENDA MEMORANDUM
City Council Meeting of July 19, 2021

Date: July 13, 2021

To: Mayor and City Council

From: Sandra Garcia, Director of Finance
sgarcia@aptx.gov

Title: Financial Report for the Month Ending May 2021

PURPOSE: Present Financial Report.

BACKGROUND AND FINDINGS:

General Fund

Actual revenues came in under budgeted revenues for the month. Expenditures came in under budget for the month; for the month, expenditures exceeded revenues by \$237,829 for the month.

Debt Service Fund

Actual revenues exceeded budgeted revenues for the month.

Water & Sewer Fund

Actual revenues exceeded budgeted revenues for the month. Expenditures were higher than budget for the month; for the month, revenues exceeded expenditures by \$84,307.

Harbor

Actual revenues were less than budgeted for the month. Expenditures were less than budgeted for the month; for the month, expenditures exceeded revenues by \$7,440.

Aquatic Center

Actual revenues were less than budgeted for the month. Expenditures were less than budgeted for the month; for the month, expenditures exceeded revenues by \$7,697.

Civic Center

Actual revenues were less than budgeted for the month. Expenditures came in under budget for the month; for the month, expenditures exceeded revenues by \$9,904.

Hotel/Motel Fund

Actual revenues were greater than budgeted for the month. Expenditures were greater than budget for the month; for the month, expenditures exceeded revenues by \$11,025.

Overall

Actual expenditure were less than budgeted revenues for the month. Expenditures came in under budget for the month; for the month, expenditures exceeded revenues by \$141,750.

City of Aransas Pass
 Financial Summary Report
 Month Ending May 31, 2021

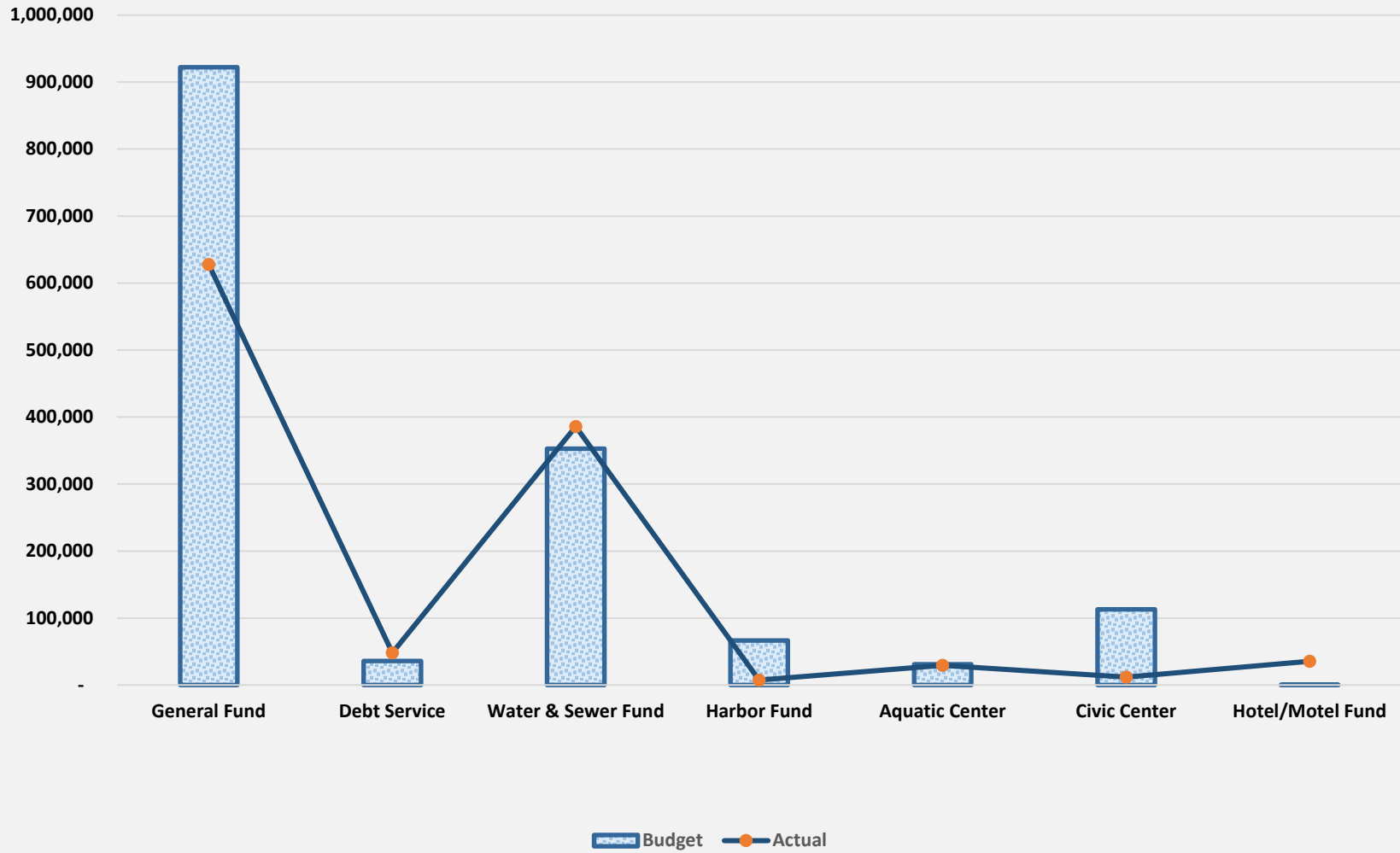
	Budgeted	Actual	Variance	Annual Budget	YTD Actual	Remaining Budget %*
General Fund						
Revenue	922,342	627,784	(294,558)	11,166,165	8,417,795	24.61%
Expenditures	960,525	865,613	(94,912)	11,006,783	6,936,985	36.98%
	<u>(38,183)</u>	<u>(237,829)</u>	<u>(199,646)</u>	<u>159,382</u>	<u>1,480,810</u>	
Debt Service Fund						
Revenue	35,688	48,238	12,550	1,959,489	2,111,837	-7.77%
Expenditures	-	400	400	1,720,275	1,212,877	29.50%
	<u>35,688</u>	<u>47,838</u>	<u>12,150</u>	<u>239,214</u>	<u>898,960</u>	
Water & Sewer Fund						
Revenue	352,875	385,864	32,989	4,234,500	3,112,257	26.50%
Expenditures	290,824	301,557	10,733	3,955,964	2,492,671	36.99%
	<u>62,051</u>	<u>84,307</u>	<u>22,256</u>	<u>278,536</u>	<u>619,586</u>	
Harbor Fund						
Revenue	66,441	7,412	(59,029)	413,208	252,735	38.84%
Expenditures	82,606	14,852	(67,754)	412,378	176,211	57.27%
	<u>(16,165)</u>	<u>(7,440)</u>	<u>8,725</u>	<u>830</u>	<u>76,524</u>	

	Budgeted	Actual	Variance	Annual Budget	YTD Actual	Remaining Budget %*
Aquatics Center						
Revenue	30,860	29,263	(1,597)	374,279	29,263	92.18%
Expenditures	40,200	36,960	(3,240)	374,279	138,699	62.94%
	(9,340)	(7,697)	1,643	-	(109,436)	
Civic Center						
Revenue	112,962	11,737	(101,225)	395,540	42,076	89.36%
Expenditures	29,618	21,641	(7,977)	395,537	193,391	51.11%
	83,344	(9,904)	(93,248)	3	(151,315)	
Hotel/Motel Fund						
Revenue	83	35,419	35,336	201,000	116,328	42.13%
Expenditures	38,300	46,444	8,144	209,000	89,057	57.39%
	(38,217)	(11,025)	27,192	(8,000)	27,271	
Overall						
Revenue	1,521,251	1,145,717	(375,534)	18,744,181	14,082,291	24.87%
Expenditures	1,442,073	1,287,467	(154,606)	18,074,216	11,239,891	37.81%
	79,178	(141,750)	(220,928)	669,965	2,842,400	

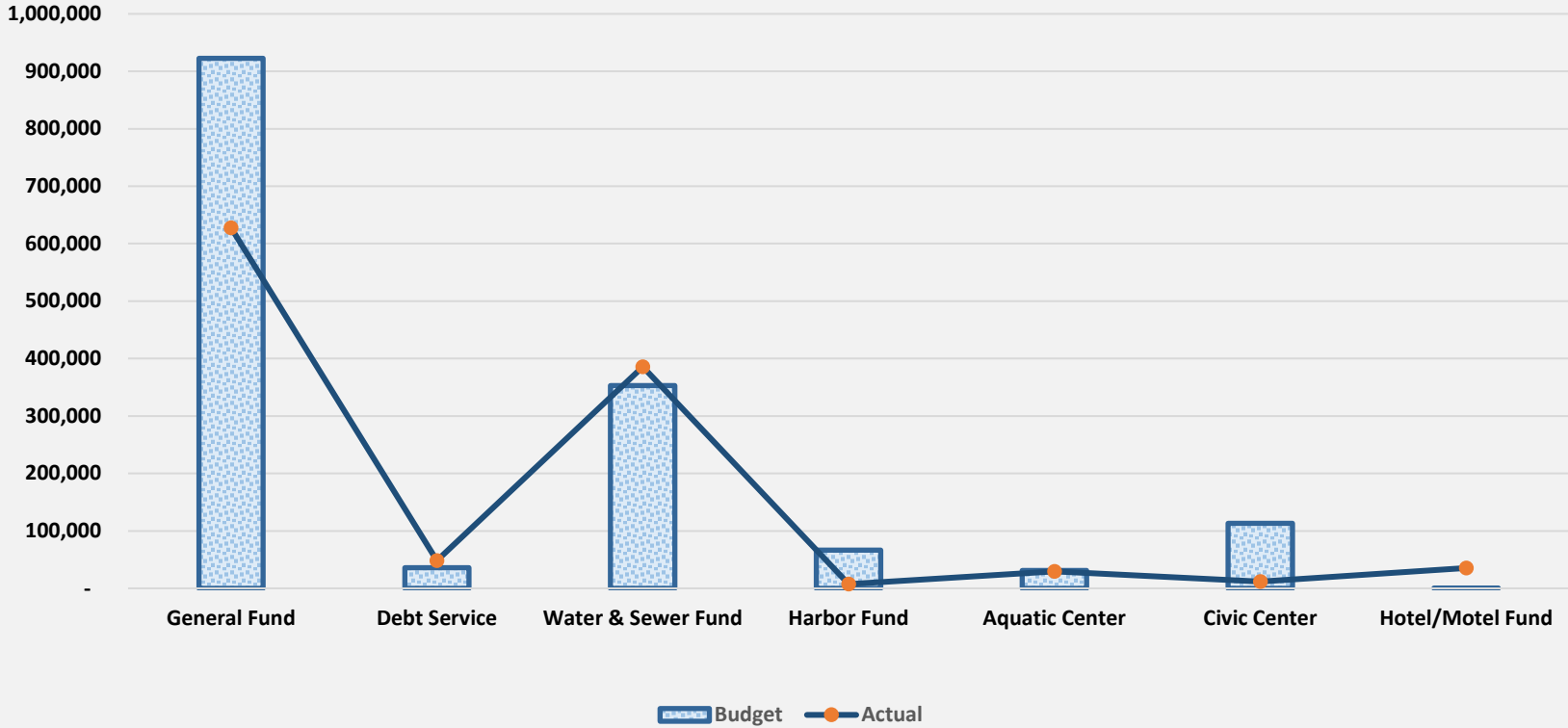
*The remaining budget percent for Revenues should be 33.36% or less to be on track with budgeted revenues.

*The remaining budget percent for Expenditures should be 33.36% or greater to be on track with budgeted expenditures.

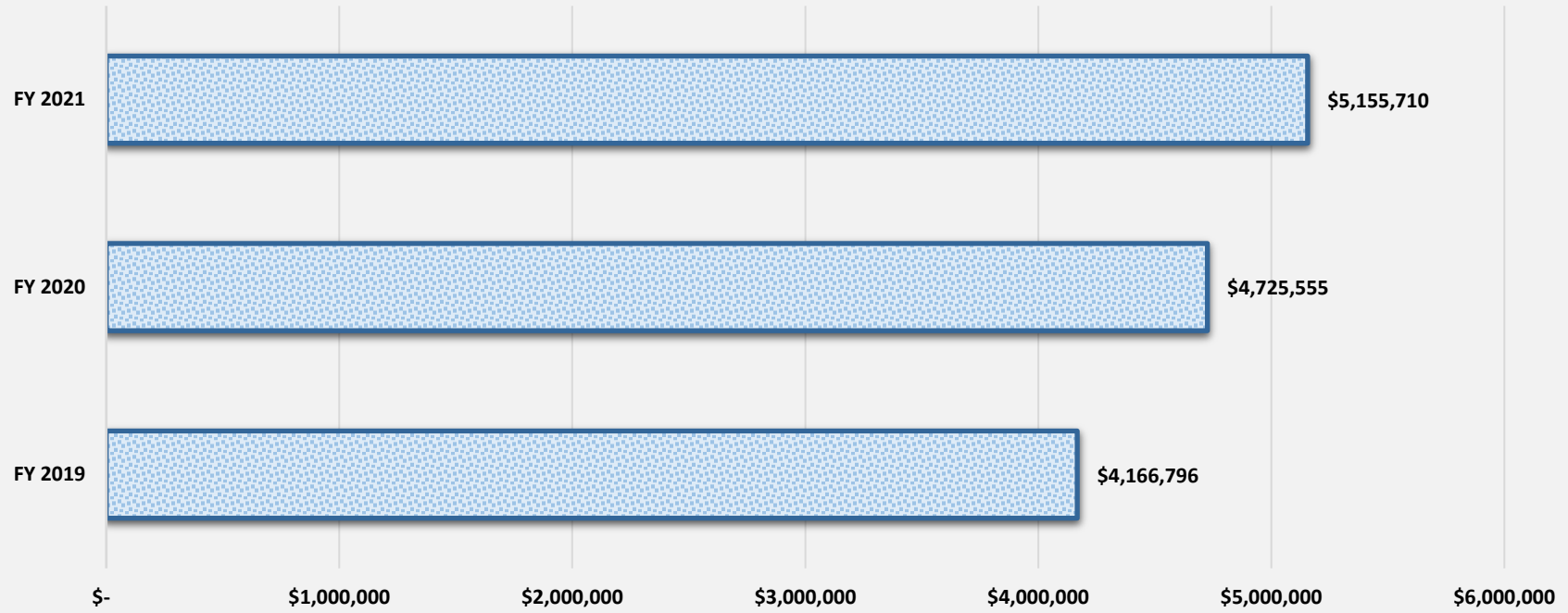
**CITY OF ARANSAS PASS
REVENUES
BUDGET VS ACTUAL
FOR THE MONTH OF MAY 2021**



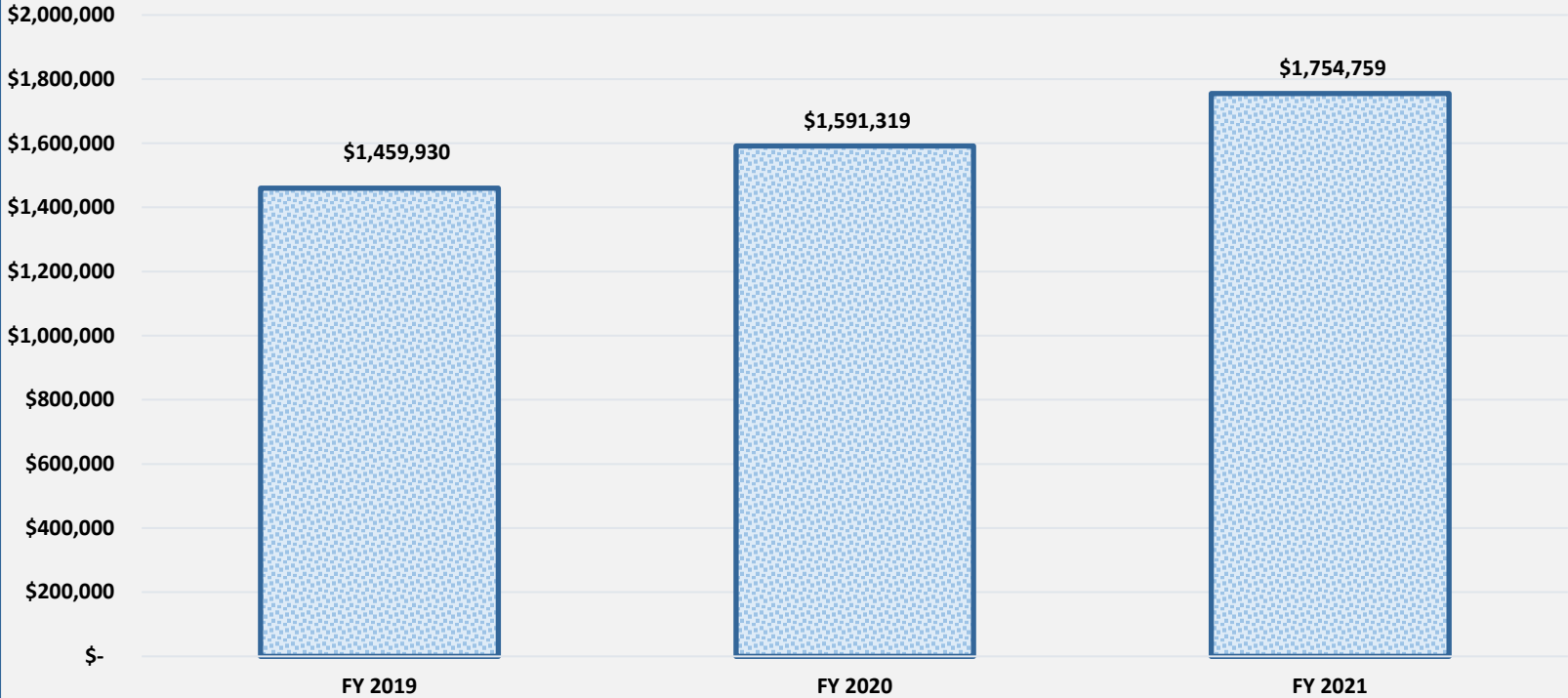
**CITY OF ARANSAS PASS
EXPENDITURES
BUDGET VS ACTUAL
FOR THE MONTH OF MAY 2021**



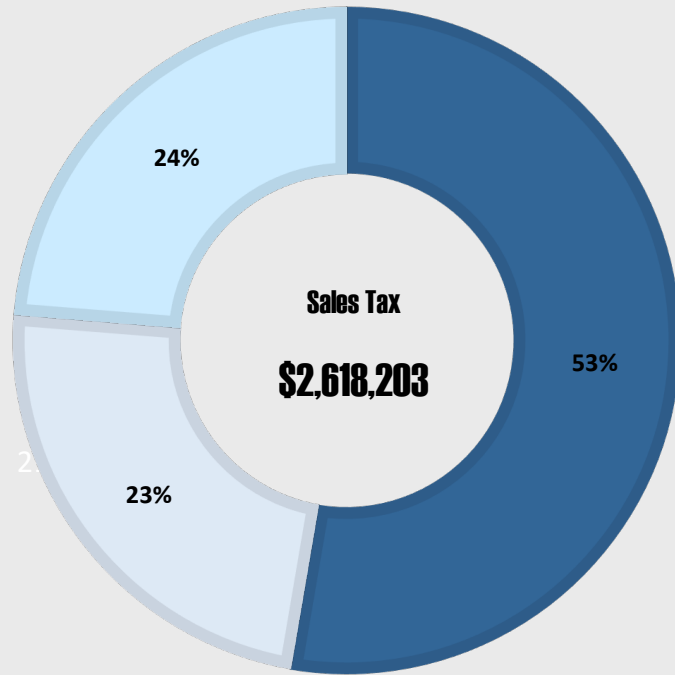
CITY OF ARANSAS PASS
PROPERTY TAX COLLECTED
OCTOBER 1, 2020 - MAY 31, 2021



City of Aransas Pass
Sales Tax Collected
October 1, 2020 - May 31, 2021



City of Aransas Pass
Sales Tax Collected
October 31, 2020 - May 31, 2021



City of Aransas Pass
\$1,754,759

MDD
\$ 784,898

CCPD
\$ 790,206