



CITY OF ARANSAS PASS

AGENDA MEMORANDUM

City Council Meeting of August 16, 2021

Date: August 9, 2021

To: Mayor and City Council

From: Sandra Garcia, Director of Finance
sgarcia@aptx.gov

Title: Financial Report for the Month Ending June 2021

PURPOSE: Present Financial Report.

BACKGROUND AND FINDINGS:

General Fund

Actual revenues and expenditures were greater than budgeted revenues and expenditures for the month. Expenditures exceeded revenues by \$170,068 the month.

Debt Service Fund

Actual revenues exceeded budgeted revenues for the month.

Water & Sewer Fund

Actual revenues exceeded budgeted revenues for the month. As a result, expenditures were higher than the budget for the month; for the month, revenues exceeded expenditures by \$68,194.

Harbor

Actual revenues were greater than budgeted for the month. Conversely, expenditures were less than budgeted for the month; for the month, expenditures exceeded revenues by \$3,006.

Aquatic Center

Actual revenues were less than budgeted for the month. Expenditures were less than budgeted for the month; for the month, revenues exceeded expenditures by \$16,049.

Civic Center

Actual revenues were less than budgeted for the month. Expenditures came in under budget for the month; for the month, expenditures exceeded revenues by \$6,353.

Hotel/Motel Fund

Actual revenues were greater than budgeted for the month. Conversely, expenditures were less than the budget for the month; for the month, expenditures exceeded revenues by \$27,047.

Overall

Revenues were greater than budgeted, and expenditures were less than budgeted. Expenditures exceeded revenues for the month by \$73,633.

City of Aransas Pass
Financial Summary Report
Month Ending June 30, 2021

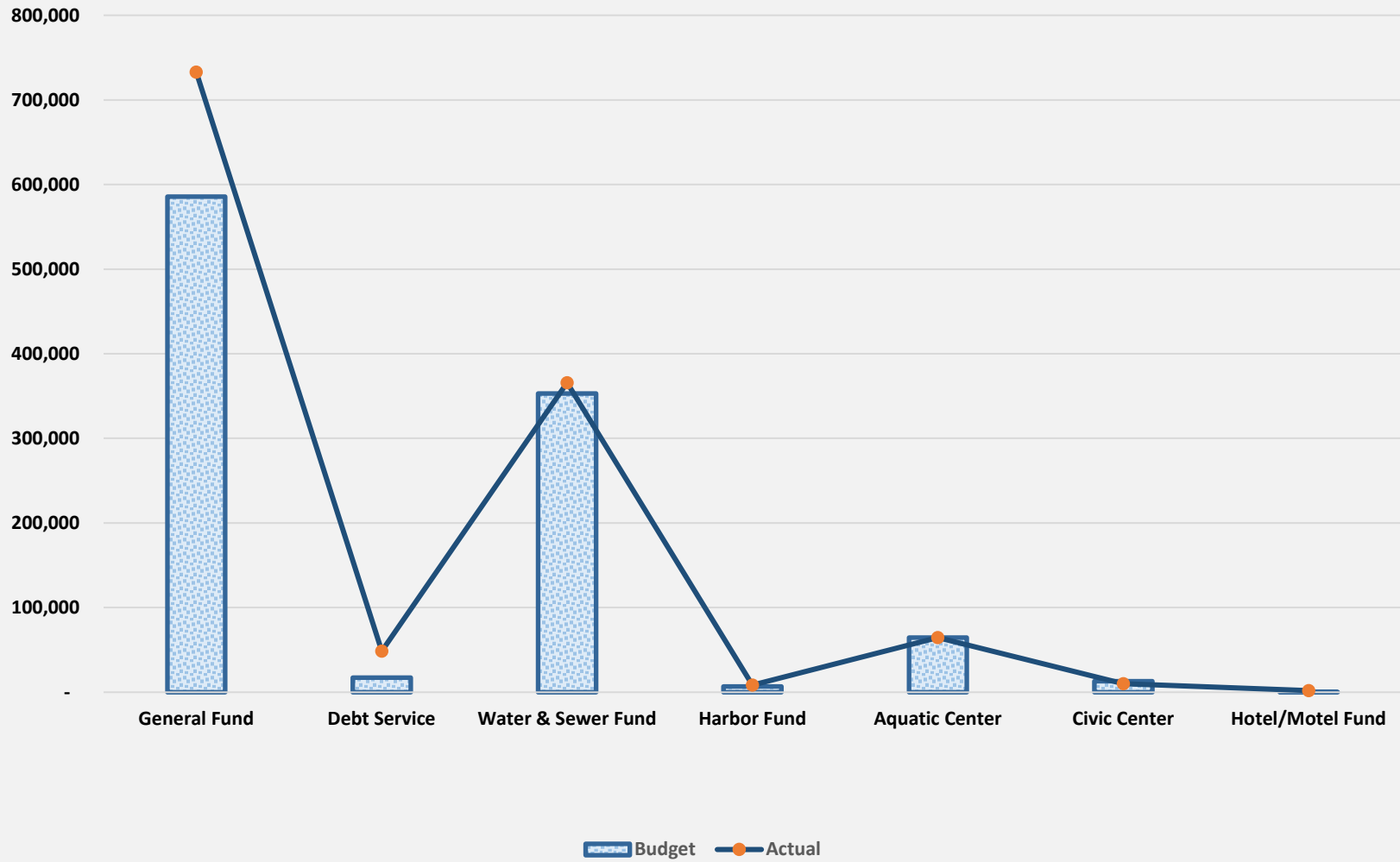
	Budgeted	Actual	Variance	Annual Budget	YTD Actual	Remaining Budget %*
General Fund						
Revenue	585,808	732,798	146,990	11,166,165	9,150,450	18.05%
Expenditures	891,258	902,866	11,608	11,006,783	7,839,761	28.77%
	<u>(305,450)</u>	<u>(170,068)</u>	<u>135,382</u>	<u>159,382</u>	<u>1,310,689</u>	
Debt Service Fund						
Revenue	17,265	48,597	31,333	1,959,489	2,160,434	-10.25%
Expenditures	-	-	-	1,720,275	1,212,877	29.50%
	<u>17,265</u>	<u>48,597</u>	<u>31,333</u>	<u>239,214</u>	<u>947,557</u>	
Water & Sewer Fund						
Revenue	352,875	365,634	12,759	4,234,500	3,476,891	17.89%
Expenditures	290,824	297,440	6,616	3,955,964	2,790,111	29.47%
	<u>62,051</u>	<u>68,194</u>	<u>6,143</u>	<u>278,536</u>	<u>686,780</u>	
Harbor Fund						
Revenue	6,932	8,527	1,595	413,208	261,262	36.77%
Expenditures	23,031	11,533	(11,498)	412,378	187,744	54.47%
	<u>(16,099)</u>	<u>(3,006)</u>	<u>13,093</u>	<u>830</u>	<u>73,518</u>	

	Budgeted	Actual	Variance	Annual Budget	YTD Actual	Remaining Budget %*
Aquatics Center						
Revenue	64,645	64,557	(88)	374,279	93,820	74.93%
Expenditures	71,971	48,508	(23,463)	374,279	187,207	49.98%
	(7,326)	16,049	23,375	-	(93,387)	
Civic Center						
Revenue	12,962	10,079	(2,883)	395,540	52,155	86.81%
Expenditures	29,618	16,432	(13,186)	395,537	209,823	46.95%
	(16,656)	(6,353)	10,303	3	(157,668)	
Hotel/Motel Fund						
Revenue	83	1,953	1,870	201,000	118,281	41.15%
Expenditures	34,850	29,000	(5,850)	209,000	118,057	43.51%
	(34,767)	(27,047)	7,720	(8,000)	224	
Overall						
Revenue	1,040,570	1,232,146	191,576	18,744,181	15,313,293	18.30%
Expenditures	1,341,552	1,305,779	(35,773)	18,074,216	12,545,580	30.59%
	(300,982)	(73,633)	227,349	669,965	2,767,713	

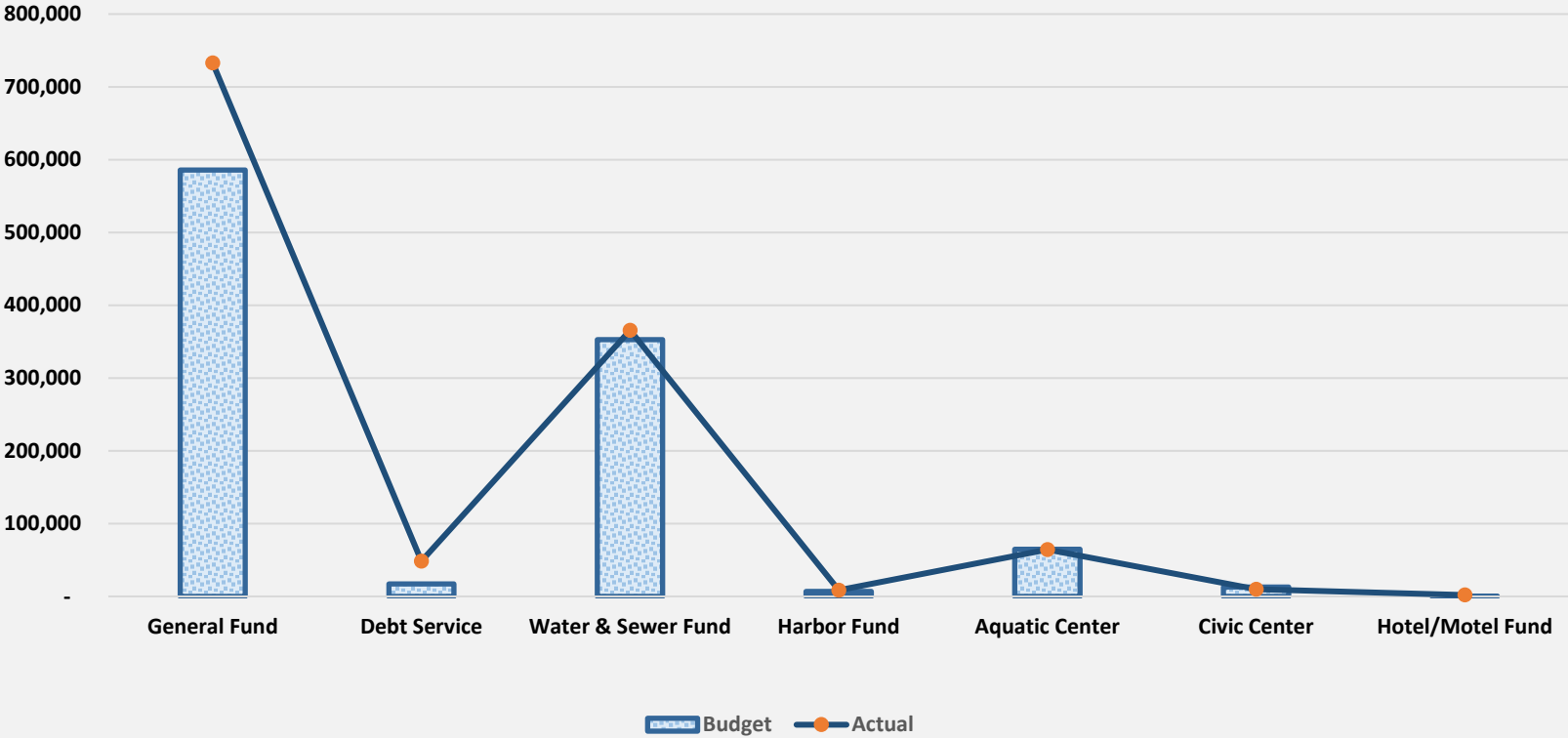
*The remaining budget percent for Revenues should be 25.03% or less to be on track with budgeted revenues.

*The remaining budget percent for Expenditures should be 25.03% or greater to be on track with budgeted expenditures.

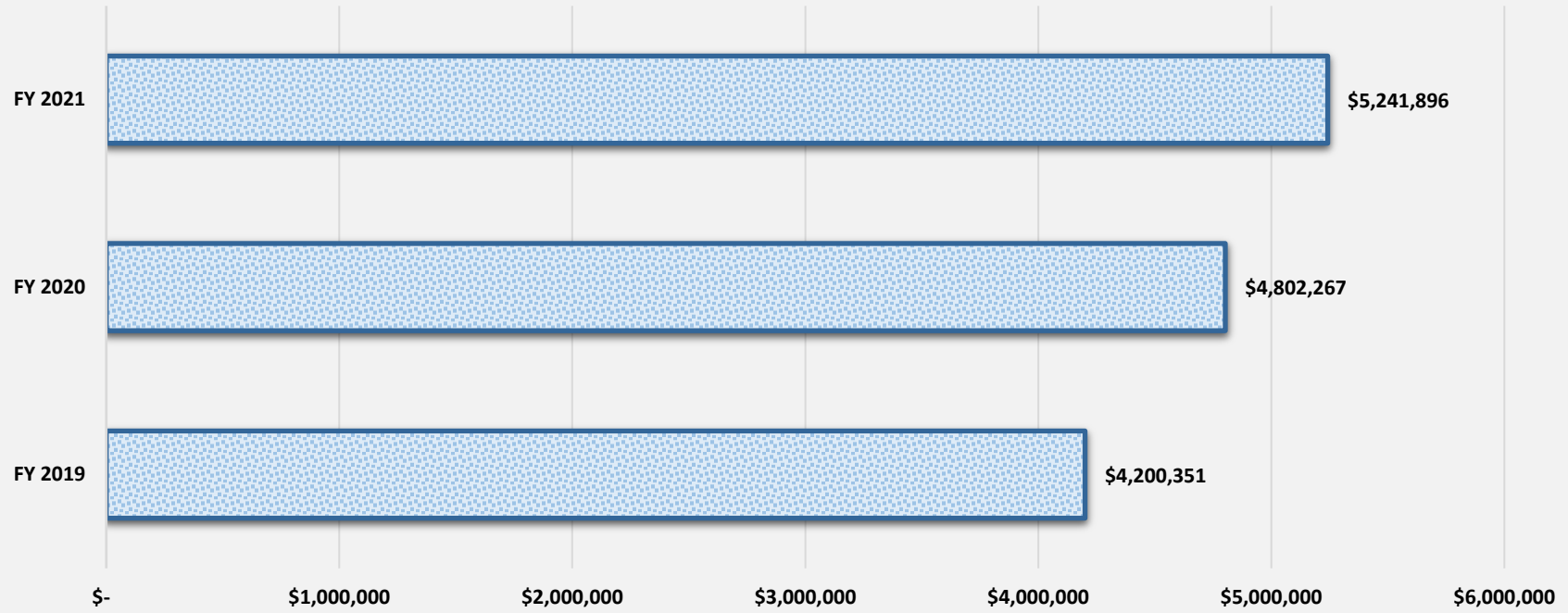
**CITY OF ARANSAS PASS
REVENUES
BUDGET VS ACTUAL
FOR THE MONTH OF JUNE 2021**



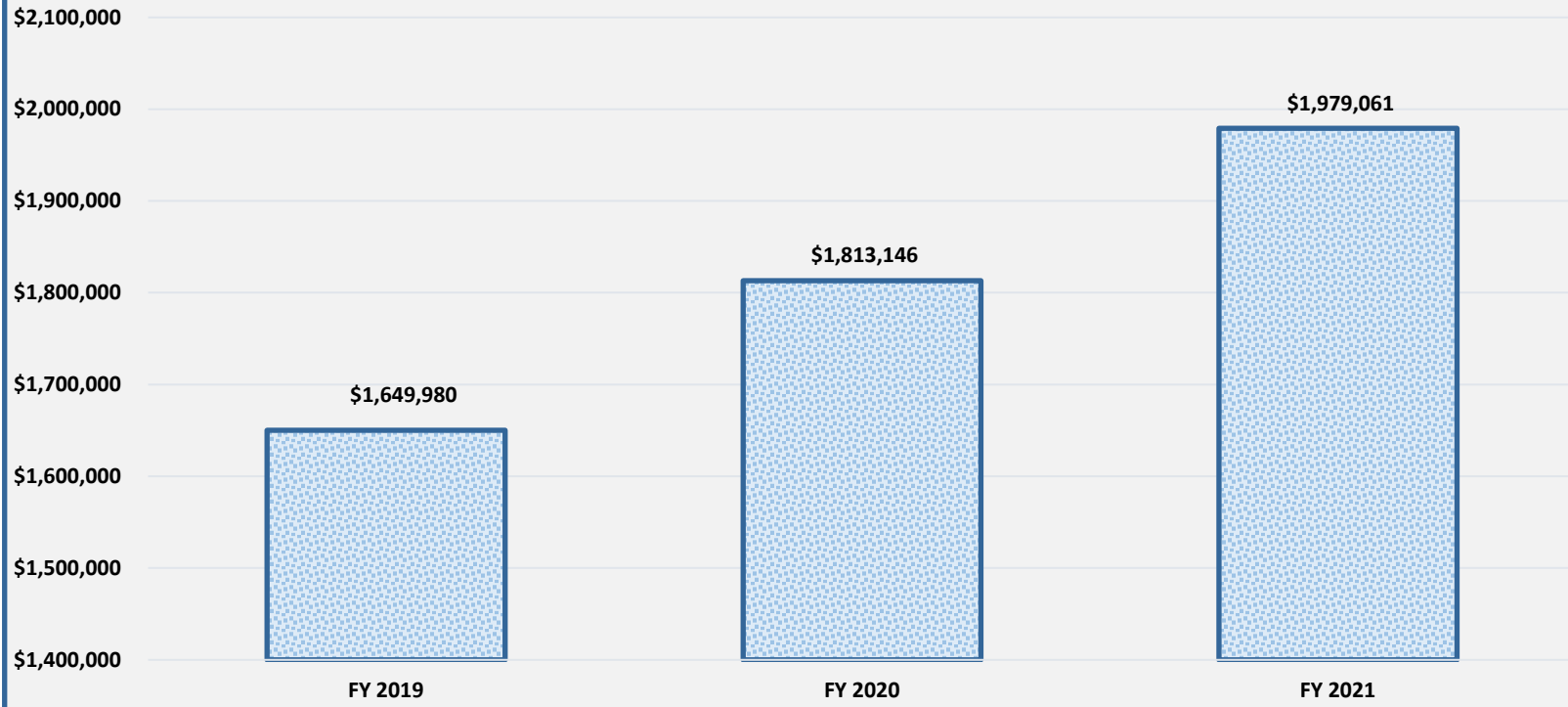
**CITY OF ARANSAS PASS
EXPENDITURES
BUDGET VS ACTUAL
FOR THE MONTH OF JUNE 2021**



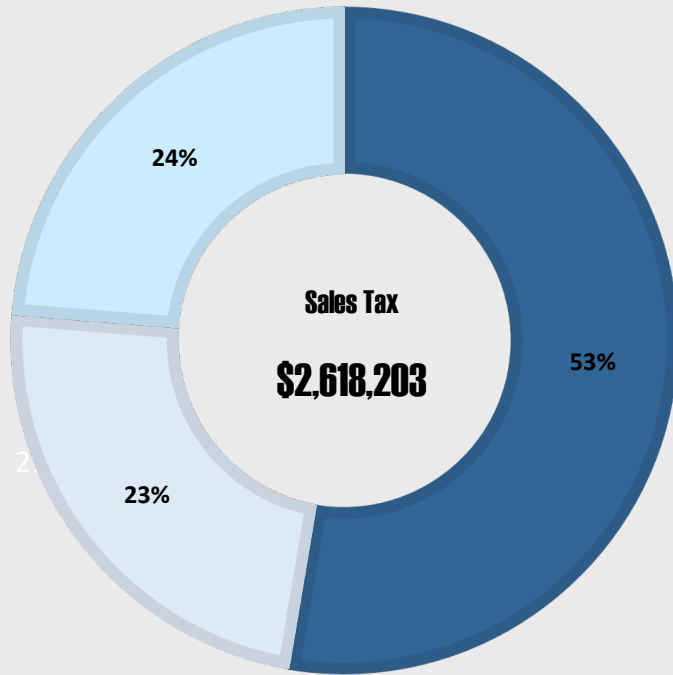
CITY OF ARANSAS PASS
PROPERTY TAX COLLECTED
OCTOBER 1, 2020 - JUNE 30, 2021



City of Aransas Pass
Sales Tax Collected
October 1, 2020 - June 30, 2021



City of Aransas Pass
Sales Tax Collected
October 31, 2020 - June 30, 2021



City of Aransas Pass
\$ 1,979,061

MDD
\$ 886,491

CCPD
\$ 892,121

**City of Aransas Pass
Water Customers
Comparison for June**

