



CITY OF ARANSAS PASS

AGENDA MEMORANDUM

City Council Meeting of September 20, 2021

Date: September 15, 2021

To: Mayor and City Council

From: Sandra Garcia, Director of Finance
sgarcia@aptx.gov

Title: Financial Report for the Month Ending July 2021

PURPOSE: Present Financial Report.

BACKGROUND AND FINDINGS:

General Fund

Actual expenditures were greater than budgeted expenditures and actual revenues were less than budgeted for the month. Expenditures exceeded revenues by \$623,937 the month.

Debt Service Fund

Actual revenues exceeded budgeted revenues for the month.

Water & Sewer Fund

Actual revenues exceeded budgeted revenues for the month and expenditures were higher than the budget for the month; for the month, expenditures exceeded revenues by \$9,409.

Harbor

Actual revenues were greater than budgeted for the month. Conversely, expenditures were less than budgeted for the month; for the month, expenditures exceeded revenues by \$3,006.

Aquatic Center

Actual revenues were less than budgeted for the month. Expenditures were less than budgeted for the month; for the month, expenditures exceeded revenues by \$25,822.

Civic Center

Actual revenues were less than budgeted for the month. Expenditures came in under budget for the month; for the month, expenditures exceeded revenues by \$20,400.

Hotel/Motel Fund

Actual revenues were greater than budgeted for the month. Conversely, expenditures were less than the budget for the month; for the month, expenditures exceeded revenues by \$118,638.

Overall

Expenditures were greater than budgeted, and revenues were less than budgeted. Expenditures exceeded revenues for the month by \$954,297.

City of Aransas Pass
 Financial Summary Report
 Month Ending July 31, 2021

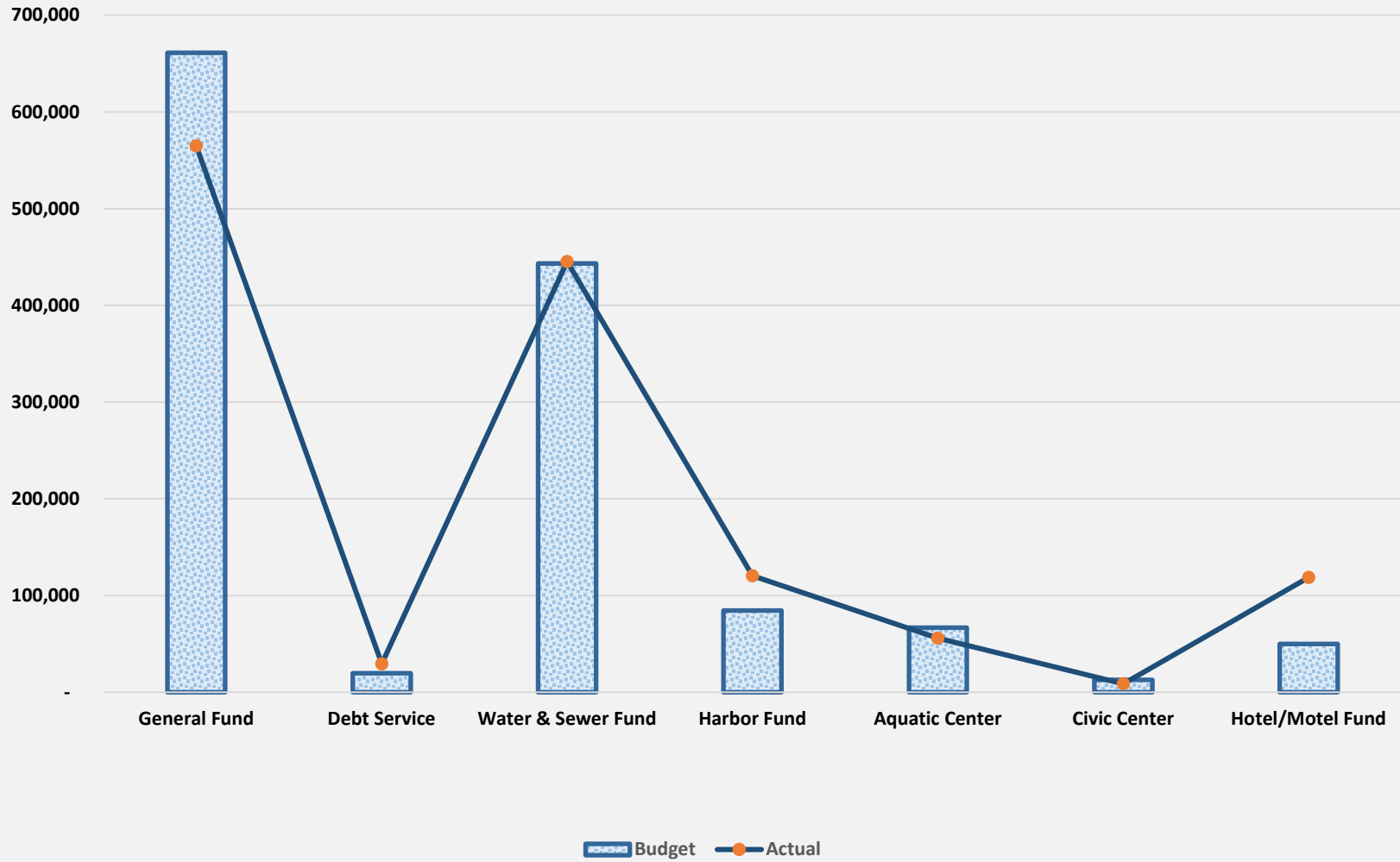
	Budgeted	Actual	Variance	Annual Budget	YTD Actual	Remaining Budget %*
General Fund						
Revenue	661,118	564,854	(96,265)	11,226,165	9,715,303	13.46%
Expenditures	1,130,036	1,188,790	58,754	11,006,783	9,028,551	17.97%
	<u>(468,918)</u>	<u>(623,937)</u>	<u>(155,019)</u>	<u>219,382</u>	<u>686,752</u>	
Debt Service Fund						
Revenue	19,805	29,386	9,580	1,959,489	2,189,820	-11.75%
Expenditures	597,385	555,085	(42,300)	2,556,048	2,191,973	14.24%
	<u>(577,580)</u>	<u>(525,700)</u>	<u>51,880</u>	<u>(596,559)</u>	<u>(2,153)</u>	
Water & Sewer Fund						
Revenue	443,328	445,361	2,033	5,070,273	4,346,263	14.28%
Expenditures	424,251	454,770	30,519	3,964,733	3,244,881	18.16%
	<u>19,077</u>	<u>(9,409)</u>	<u>(28,485)</u>	<u>1,105,540</u>	<u>1,101,382</u>	
Harbor Fund						
Revenue	84,420	120,483	36,063	413,208	381,745	7.61%
Expenditures	27,859	18,554	(9,305)	412,378	206,298	49.97%
	<u>56,561</u>	<u>101,929</u>	<u>45,368</u>	<u>830</u>	<u>175,447</u>	

	Budgeted	Actual	Variance	Annual Budget	YTD Actual	Remaining Budget %*
Aquatics Center						
Revenue	66,904	56,069	(10,835)	374,279	149,889	59.95%
Expenditures	77,550	81,891	4,341	374,279	269,098	28.10%
	(10,645)	(25,822)	(15,176)	-	(119,209)	
Civic Center						
Revenue	12,962	8,698	(4,265)	395,540	60,853	84.62%
Expenditures	31,988	29,098	(2,890)	395,537	238,921	39.60%
	(19,026)	(20,400)	(1,375)	3	(178,068)	
Hotel/Motel Fund						
Revenue	50,083	118,638	68,554	201,000	236,919	-17.87%
Expenditures	3,850	-	(3,850)	209,000	118,057	43.51%
	46,233	118,638	72,404	(8,000)	118,862	
Overall						
Revenue	1,338,621	1,343,488	4,867	19,639,954	17,080,791	13.03%
Expenditures	2,292,918	2,328,188	35,270	18,918,758	15,297,779	19.14%
	(954,297)	(984,700)	(30,403)	721,196	1,783,012	

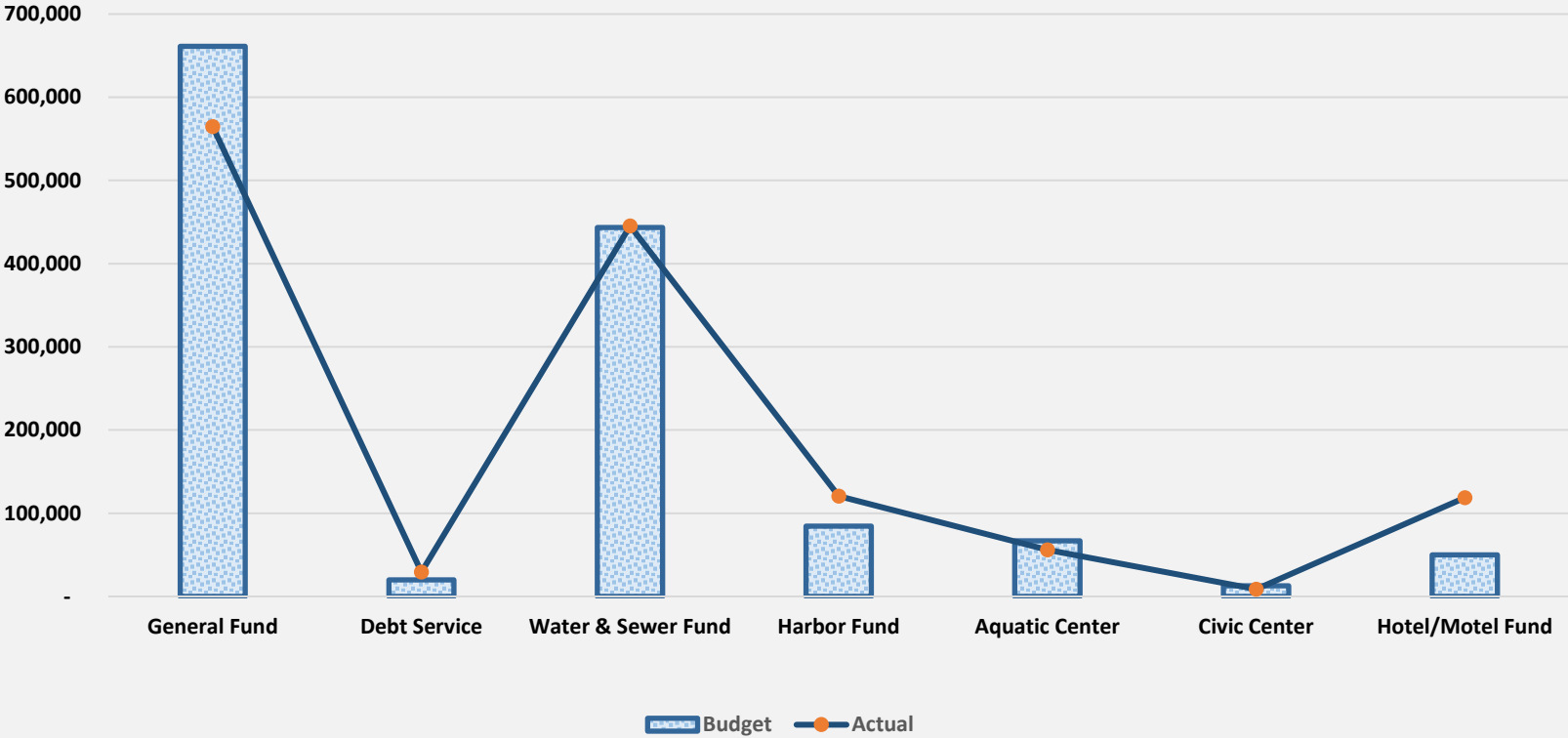
*The remaining budget percent for Revenues should be 16.66% or less to be on track with budgeted revenues.

*The remaining budget percent for Expenditures should be 16.66% or greater to be on track with budgeted expenditures.

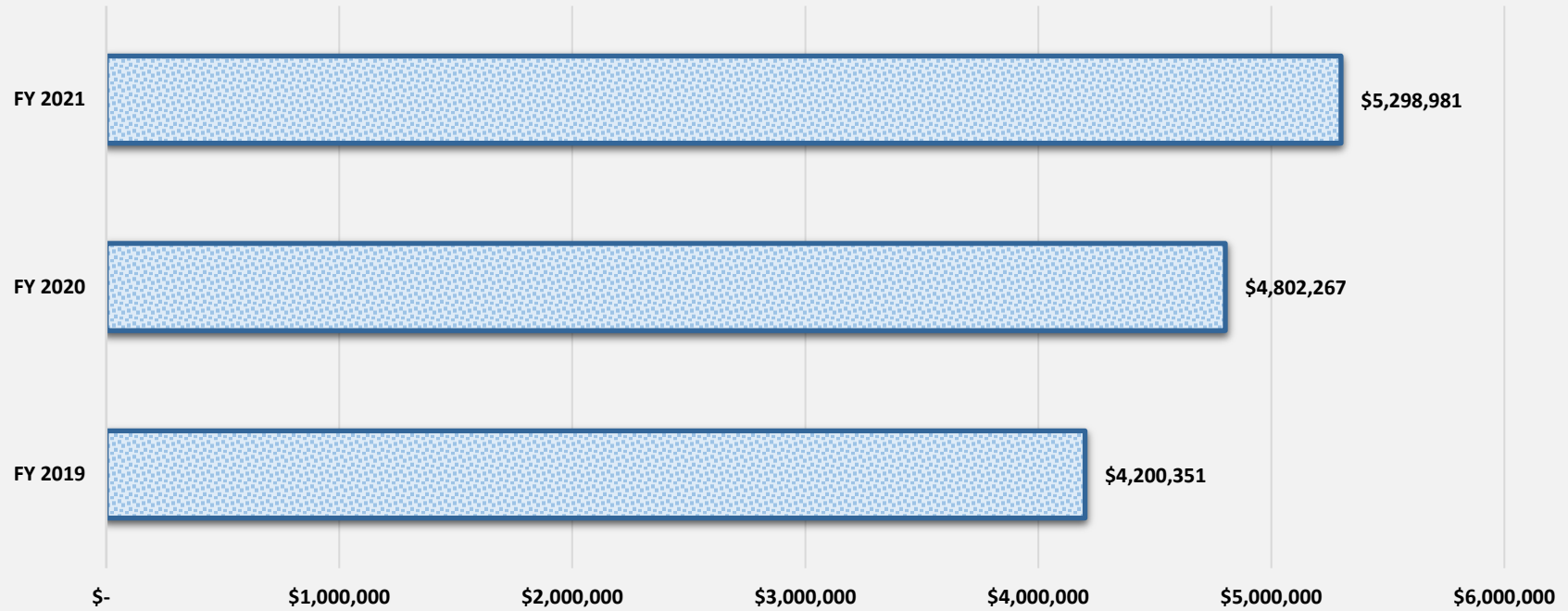
**CITY OF ARANSAS PASS
REVENUES
BUDGET VS ACTUAL
FOR THE MONTH OF JULY 2021**



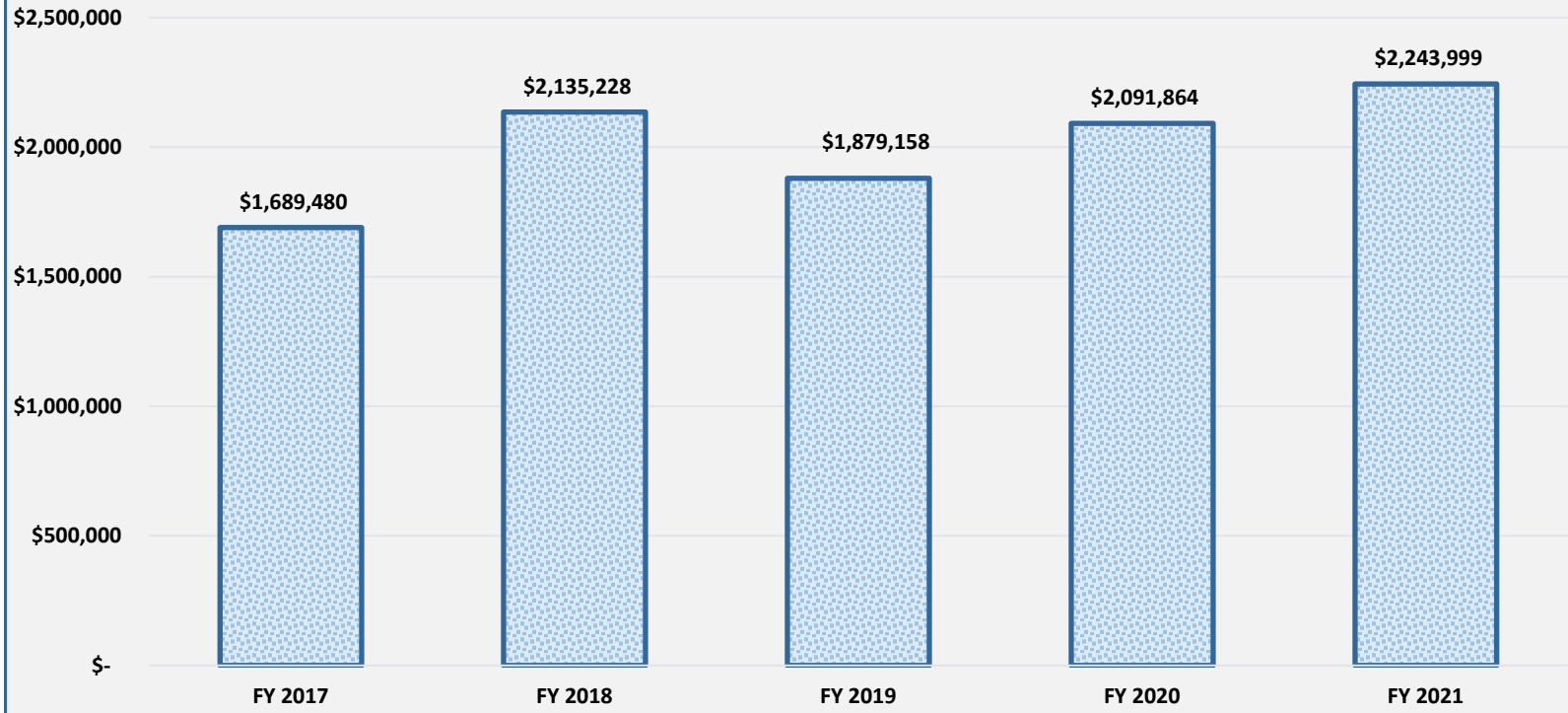
**CITY OF ARANSAS PASS
EXPENDITURES
BUDGET VS ACTUAL
FOR THE MONTH OF JULY 2021**



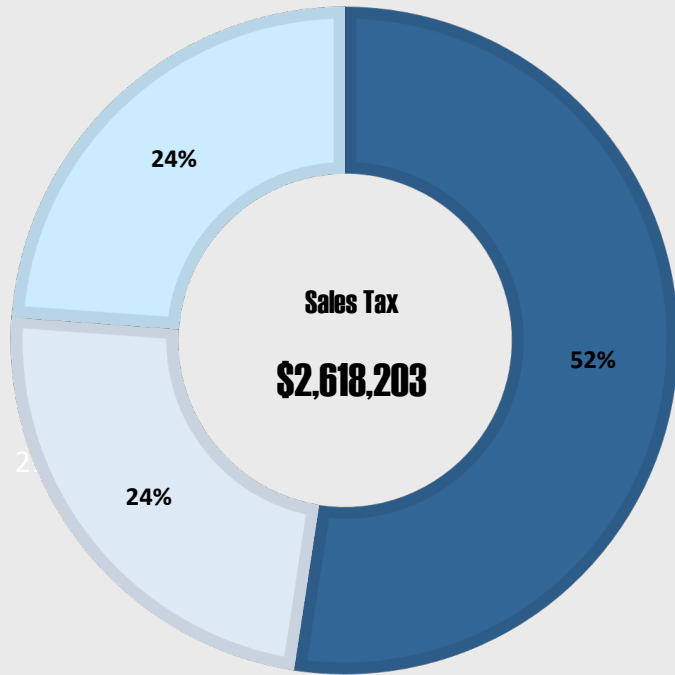
CITY OF ARANSAS PASS
PROPERTY TAX COLLECTED
OCTOBER 1, 2020 - JULY 31, 2021



**City of Aransas Pass
Sales Tax Collected
October 1, 2020 - July 31, 2021**



City of Aransas Pass
Sales Tax Collected
October 31, 2020 - July 31, 2021



City of Aransas Pass
\$2,243,999

MDD
\$1,015,421

CCPD
\$1,021,452

City of Aransas Pass Water Customers Comparison for July

