



CITY OF ARANSAS PASS

AGENDA MEMORANDUM

City Council Meeting of October 18, 2021

Date: October 11, 2021

To: Mayor and City Council

From: Sandra Garcia, Director of Finance
sgarcia@aptx.gov

Title: Financial Report for the Month Ending August 2021

PURPOSE: Present Financial Report.

BACKGROUND AND FINDINGS:

General Fund

Actual expenditures and revenues were greater than for the month. Expenditures exceeded revenues by \$365,536 the month.

Debt Service Fund

Actual revenues were less than budgeted revenues for the month.

Water & Sewer Fund

Actual revenues and expenditures exceeded budgeted or the month. Revenues exceeded expenditures by \$51,839.

Harbor

Actual revenues were greater than budgeted for the month. Conversely, expenditures were less than budgeted for the month; for the month, revenues exceeded expenditures by \$5,777.

Aquatic Center

Actual revenues and expenditures exceeded budgeted for the month. Expenditures exceeded revenues by \$22,754.

Civic Center

Actual revenues were less than budgeted for the month. Expenditures came in under budget for the month; for the month, expenditures exceeded revenues by \$13,873.

Hotel/Motel Fund

Actual revenues and expenditures were greater than budgeted for the month. Expenditures exceeded revenues by \$84,332.

Overall

Actual expenditures and revenues were greater than budgeted. Expenditures exceeded revenues for the month by \$419,494.

City of Aransas Pass
Financial Summary Report
Month Ending August 31, 2021

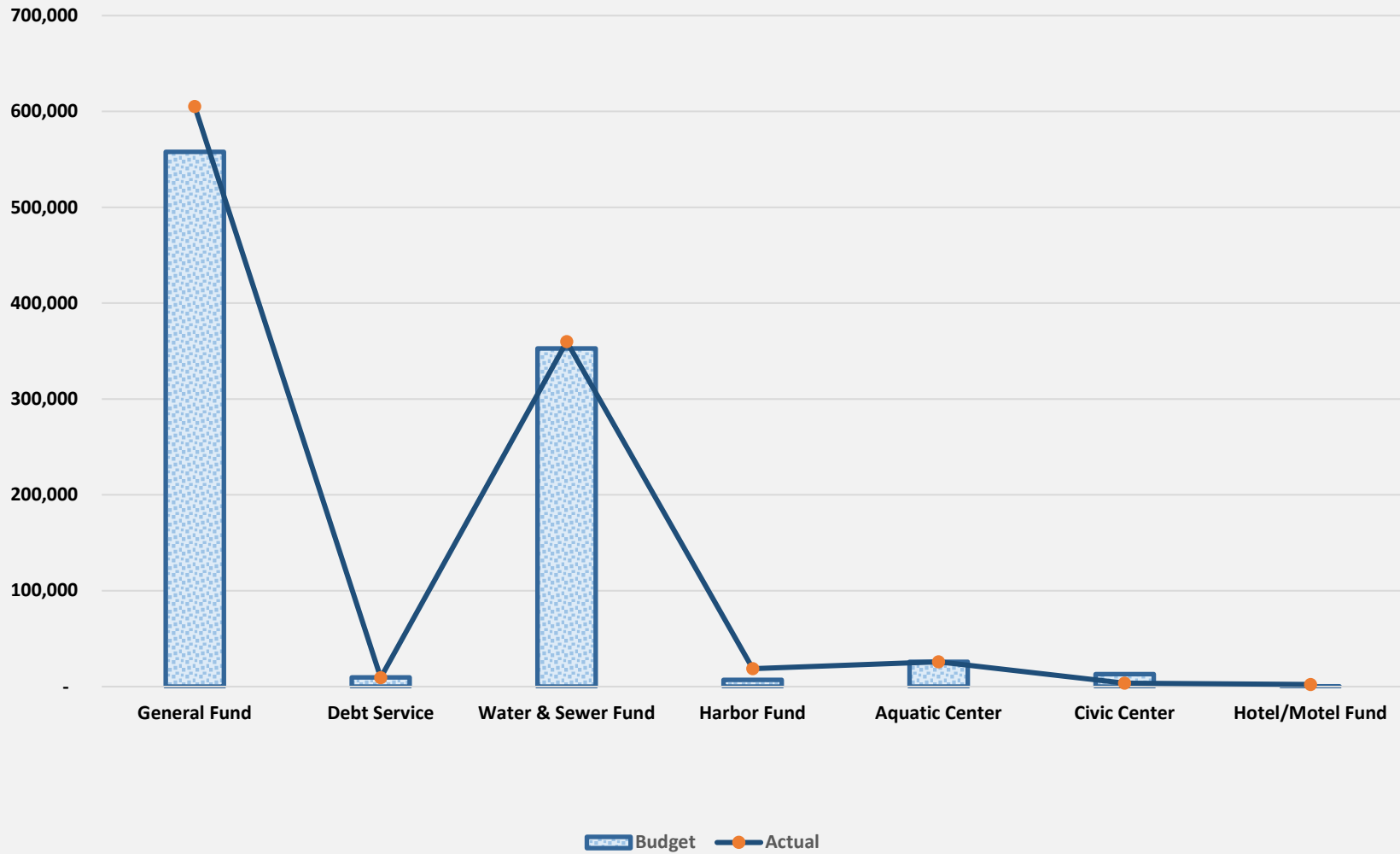
	Budgeted	Actual	Variance	Annual Budget	YTD Actual	Remaining Budget %*
General Fund						
Revenue	558,009	605,295	47,286	11,226,165	10,320,753	8.07%
Expenditures	813,753	970,831	157,078	11,006,783	10,000,000	9.15%
	<u>(255,744)</u>	<u>(365,536)</u>	<u>(109,792)</u>	<u>219,382</u>	<u>320,753</u>	
Debt Service Fund						
Revenue	9,647	9,385	(263)	1,959,489	2,199,204	-12.23%
Expenditures	-	-	-	2,556,048	2,191,973	14.24%
	<u>9,647</u>	<u>9,385</u>	<u>(263)</u>	<u>(596,559)</u>	<u>7,231</u>	
Water & Sewer Fund						
Revenue	352,875	359,757	6,882	5,070,273	4,706,020	7.18%
Expenditures	291,259	307,917	16,658	3,964,733	3,552,798	10.39%
	<u>61,616</u>	<u>51,839</u>	<u>(9,776)</u>	<u>1,105,540</u>	<u>1,153,221</u>	
Harbor Fund						
Revenue	6,932	18,764	11,832	413,208	400,509	3.07%
Expenditures	22,792	12,987	(9,805)	412,378	219,285	46.82%

	Budgeted	Actual	Variance	Annual Budget	YTD Actual	Remaining Budget %*
	(15,859)	5,777	21,636	830	181,224	
Aquatics Center						
Revenue	25,806	25,905	99	374,279	175,794	53.03%
Expenditures	36,736	48,659	11,923	374,279	317,757	15.10%
	(10,930)	(22,754)	(11,824)	-	(141,963)	
Civic Center						
Revenue	12,962	3,535	(9,427)	395,540	63,588	83.92%
Expenditures	29,618	17,408	(12,209)	395,537	256,420	35.17%
	(16,656)	(13,873)	2,782	3	(192,833)	
Hotel/Motel Fund						
Revenue	83	2,233	2,150	201,000	239,152	-18.98%
Expenditures	36,850	86,565	49,715	209,000	204,622	2.09%
	(36,767)	(84,332)	(47,565)	(8,000)	34,530	
Overall						
Revenue	966,315	1,024,873	58,558	19,639,954	18,105,019	7.82%
Expenditures	1,231,008	1,444,368	213,360	18,918,758	16,742,856	11.50%
	(264,693)	(419,494)	(154,802)	721,196	1,362,163	

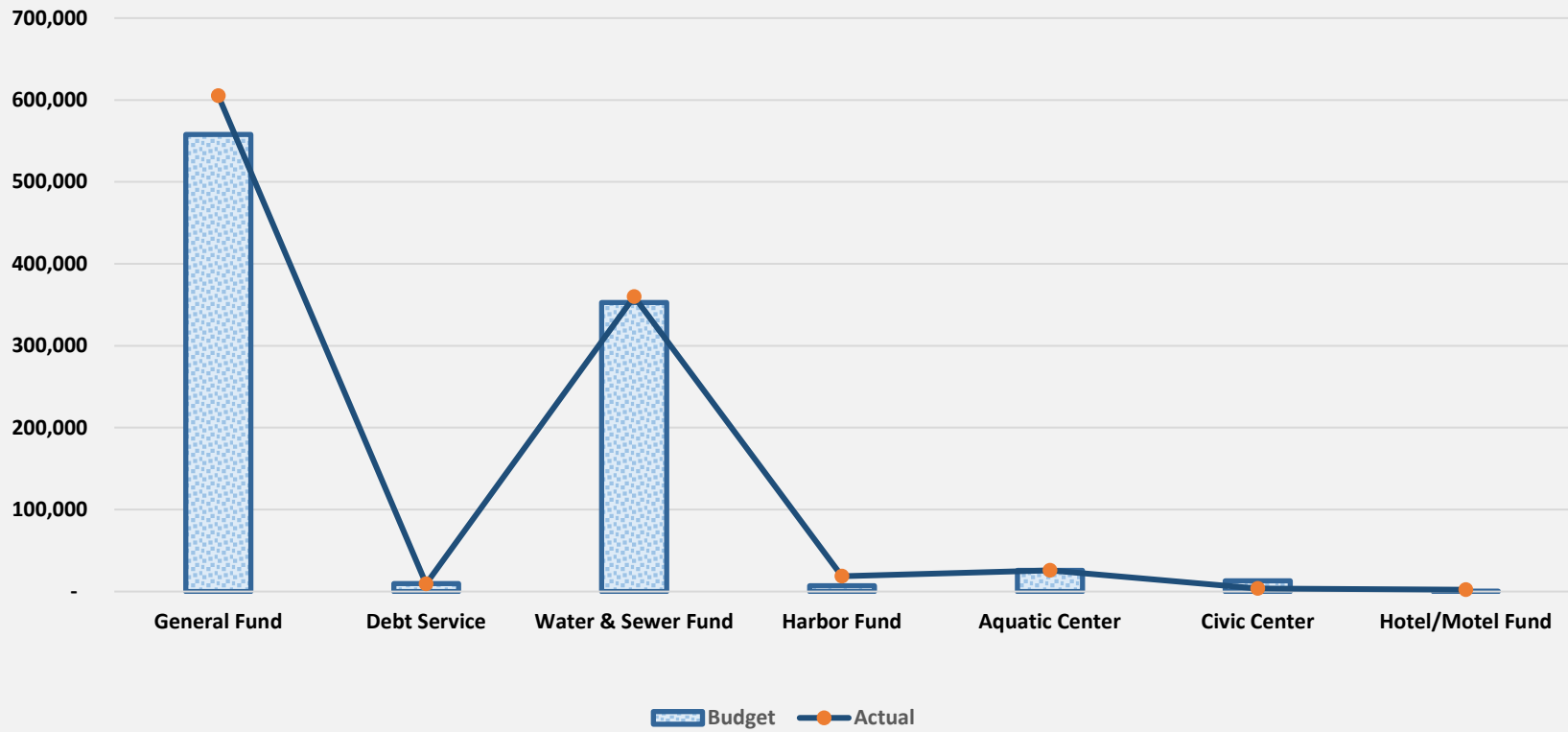
*The remaining budget percent for Revenues should be 8.33% or less to be on track with budgeted revenues.

*The remaining budget percent for Expenditures should be 8.33% or greater to be on track with budgeted expenditures.

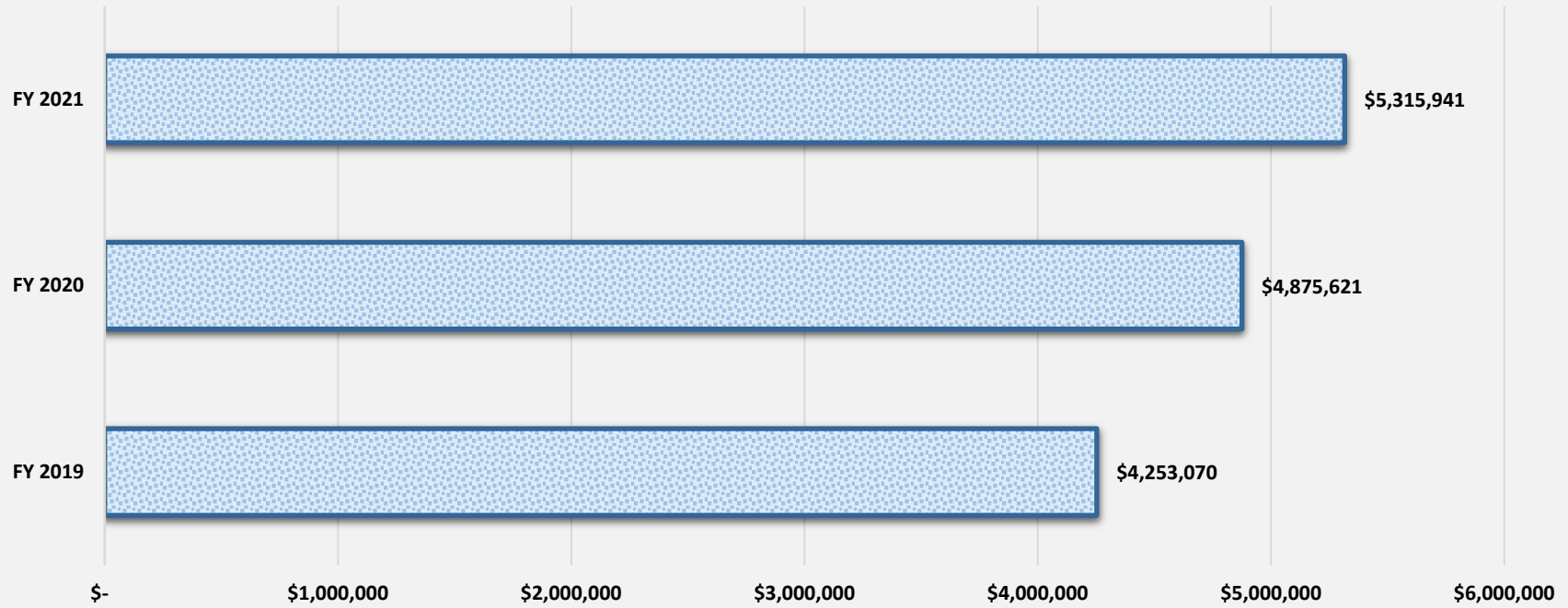
**CITY OF ARANSAS PASS
REVENUES
BUDGET VS ACTUAL
FOR THE MONTH OF AUGUST 2021**



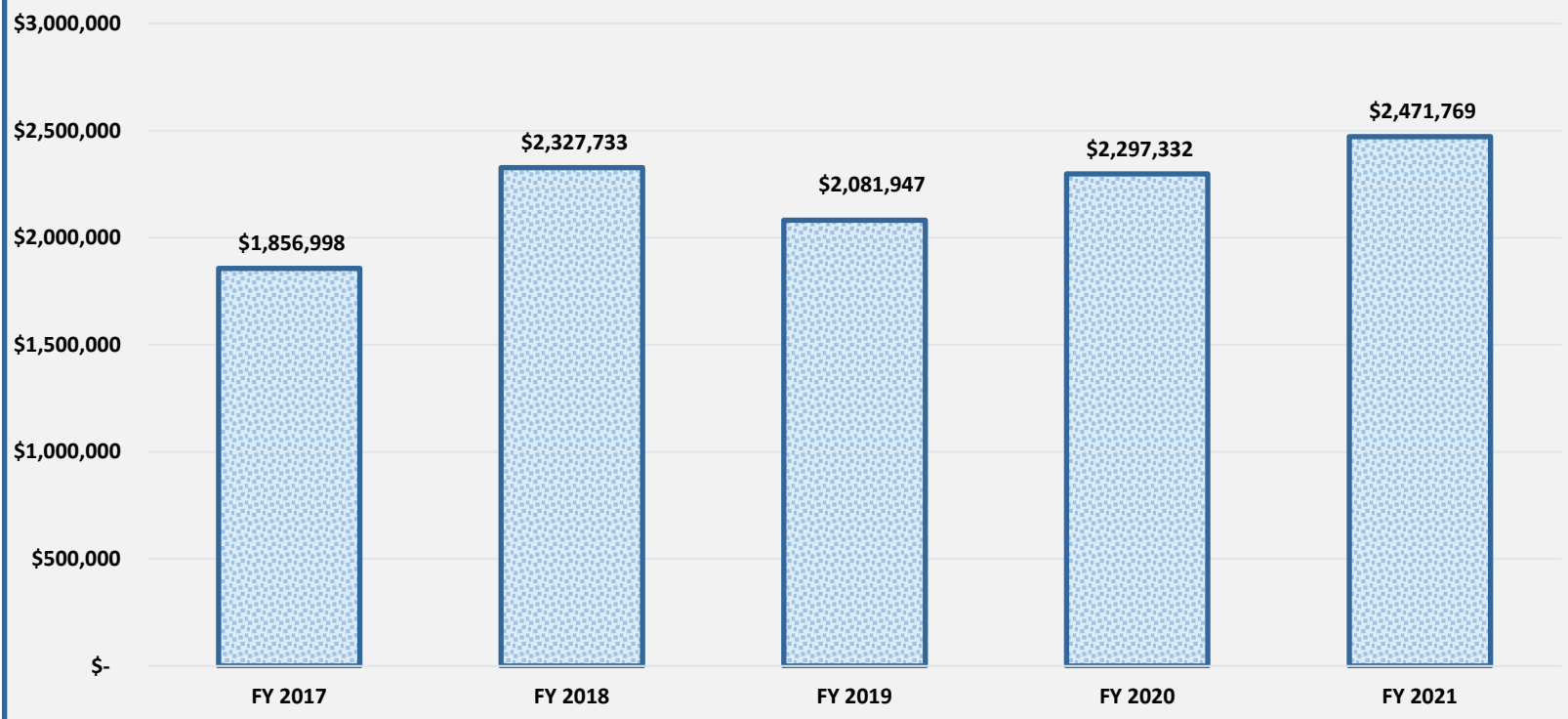
**CITY OF ARANSAS PASS
EXPENDITURES
BUDGET VS ACTUAL
FOR THE MONTH OF AUGUST 2021**



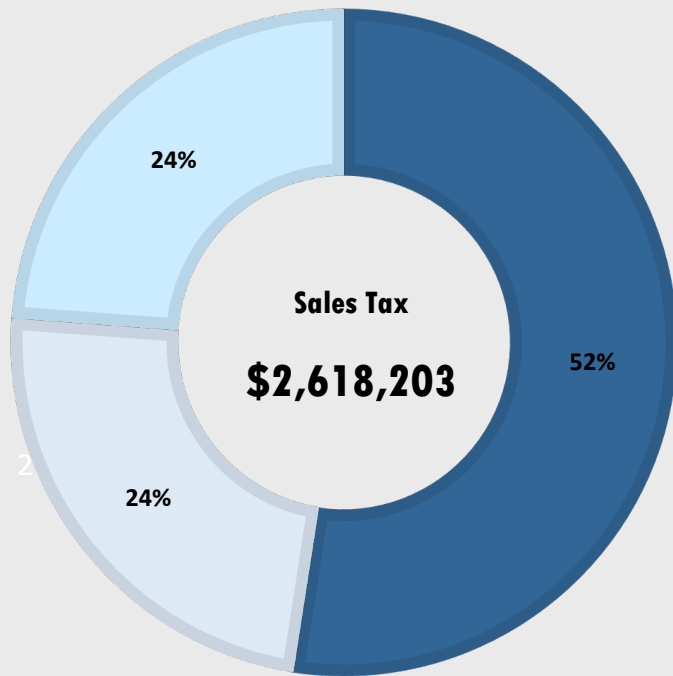
CITY OF ARANSAS PASS
PROPERTY TAX COLLECTED
OCTOBER 1, 2020 - AUGUST 31, 2021



City of Aransas Pass
Sales Tax Collected
October 1, 2020 - August 31, 2021



City of Aransas Pass
Sales Tax Collected
October 31, 2020 - August 31, 2021



City of Aransas Pass
\$ 2,471,769

MDD
\$ 1,116,528

CCPD
\$ 1,123,122

City of Aransas Pass Water Customers Comparison for August

