



CITY OF ARANSAS PASS

AGENDA MEMORANDUM

City Council Meeting of November 15, 2021

Date: November 11, 2021

To: Mayor and City Council

From: Sandra Garcia, Director of Finance
sgarcia@aptx.gov

Title: Financial Report for the Month Ending September 2021

PURPOSE: Present Financial Report.

BACKGROUND AND FINDINGS:

General Fund

Expenditures were greater than revenues for the month.

Debt Service Fund

Actual revenues were greater than budgeted revenues for the month.

Water & Sewer Fund

Expenditures were greater than revenues for the month.

Harbor

Expenditures were greater than revenues for the month.

Aquatic Center

Expenditures were greater than revenues for the month. A transfer from the Water Sewer Fund of \$101,590 and Harbor Fund of \$64,000 were made to reduce the deficit in the fund to \$0.00.

Civic Center

Expenditures were greater than revenues for the month. A transfer from the MMD for \$209,014 to reduce the deficit to \$0.00.

Hotel/Motel Fund

Actual revenues were greater than budgeted for the month.

Overall

Actual revenues exceeded actual expenditures by \$35,839 for the month and \$1,333,649 year to date.

City of Aransas Pass
 Financial Summary Report
 Month Ending September 30, 2021

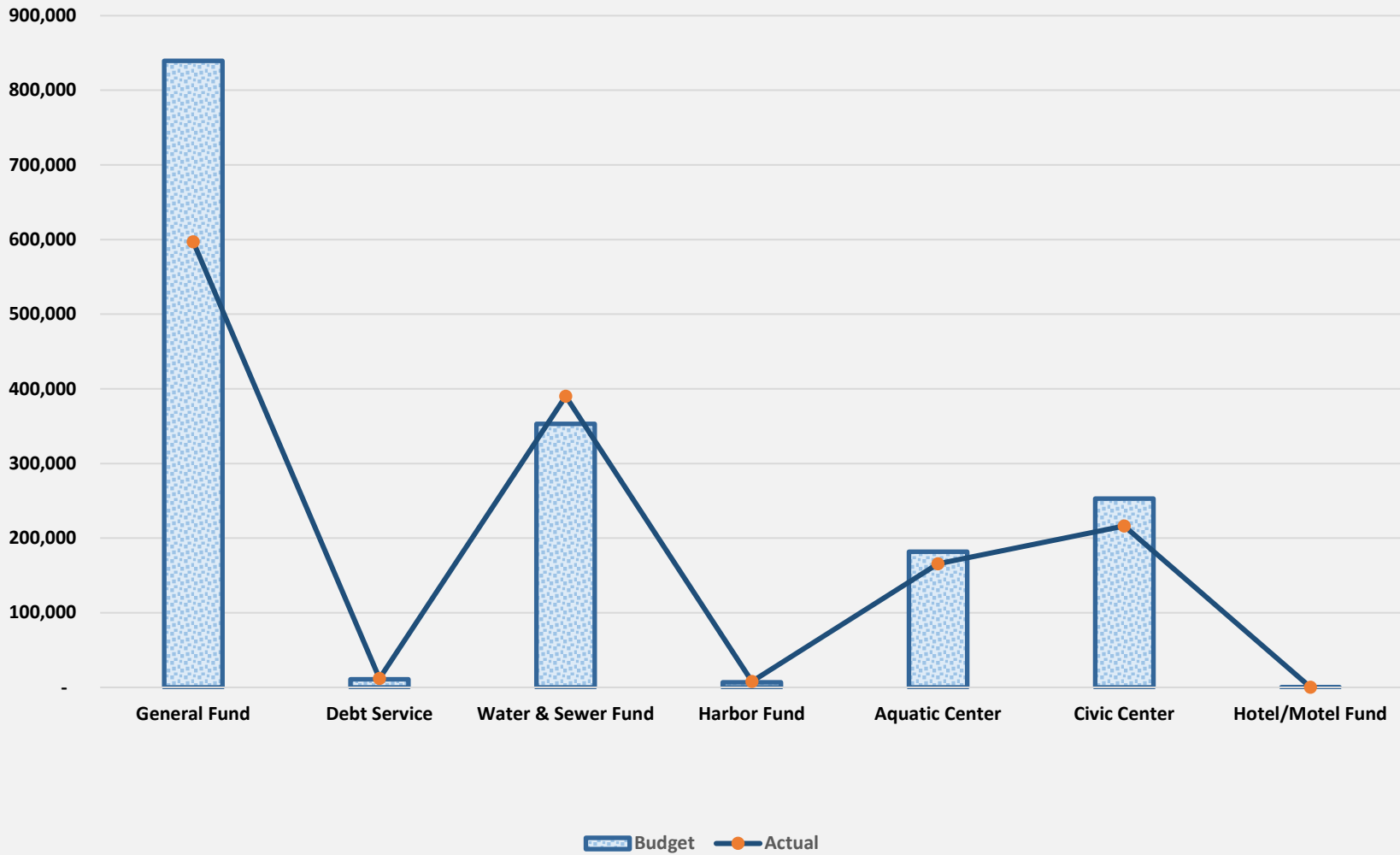
	Budgeted	Actual	Variance	Annual Budget	YTD Actual	Remaining Budget %*
General Fund						
Revenue	839,539	596,880	(242,660)	11,226,165	10,917,543	2.75%
Expenditures	838,673	887,059	48,386	11,006,783	10,887,200	1.09%
	866	(290,180)	(291,046)	219,382	30,343	
Debt Service Fund						
Revenue	10,725	11,886	1,161	1,959,489	2,211,091	-12.84%
Expenditures	-	-	-	2,556,048	2,191,973	14.24%
	10,725	11,886	1,161	(596,559)	19,118	
Water & Sewer Fund						
Revenue	352,875	390,159	37,284	5,070,273	5,096,179	-0.51%
Expenditures	417,143	396,268	(20,875)	3,964,733	3,949,189	0.39%
	(64,268)	(6,108)	58,160	1,105,540	1,146,990	
Harbor Fund						
Revenue	6,932	8,005	1,073	413,208	408,514	1.14%
Expenditures	87,031	22,805	(64,226)	412,378	306,090	25.77%

	Budgeted	Actual	Variance	Annual Budget	YTD Actual	Remaining Budget %*
	(80,099)	(14,800)	65,299	830	102,424	
Aquatics Center						
Revenue	181,701	165,625	(16,076)	374,279	341,419	8.78%
Expenditures	17,264	23,662	6,398	374,279	341,419	8.78%
	164,437	141,963	(22,474)	-	-	
Civic Center						
Revenue	252,962	216,308	(36,654)	395,540	279,896	29.24%
Expenditures	29,618	23,475	(6,142)	395,537	279,896	29.24%
	223,344	192,833	(30,511)	3	(0)	
Hotel/Motel Fund						
Revenue	83	245	161	201,000	239,396	-19.10%
Expenditures	1,850	-	(1,850)	209,000	204,622	2.09%
	(1,767)	245	2,011	(8,000)	34,775	
Overall						
Revenue	1,644,818	1,389,108	(255,710)	19,639,954	19,494,037	0.74%
Expenditures	1,391,579	1,353,269	(38,309)	18,918,758	18,160,388	4.01%
	253,239	35,839	(217,400)	721,196	1,333,649	

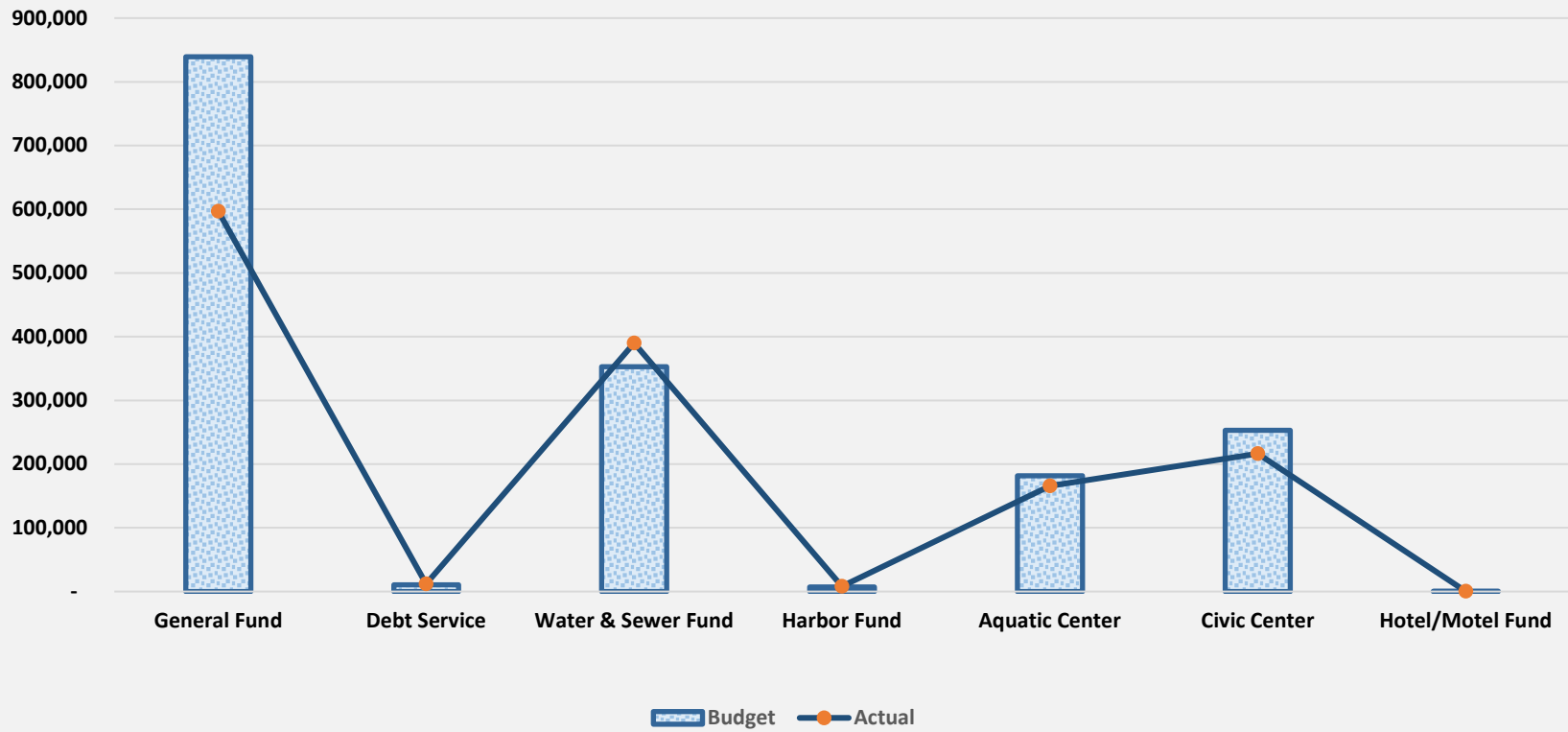
*The remaining budget percent for Revenues should be 0.00% or less to be on track with budgeted revenues.

*The remaining budget percent for Expenditures should be 0.00% or greater to be on track with budgeted expenditures.

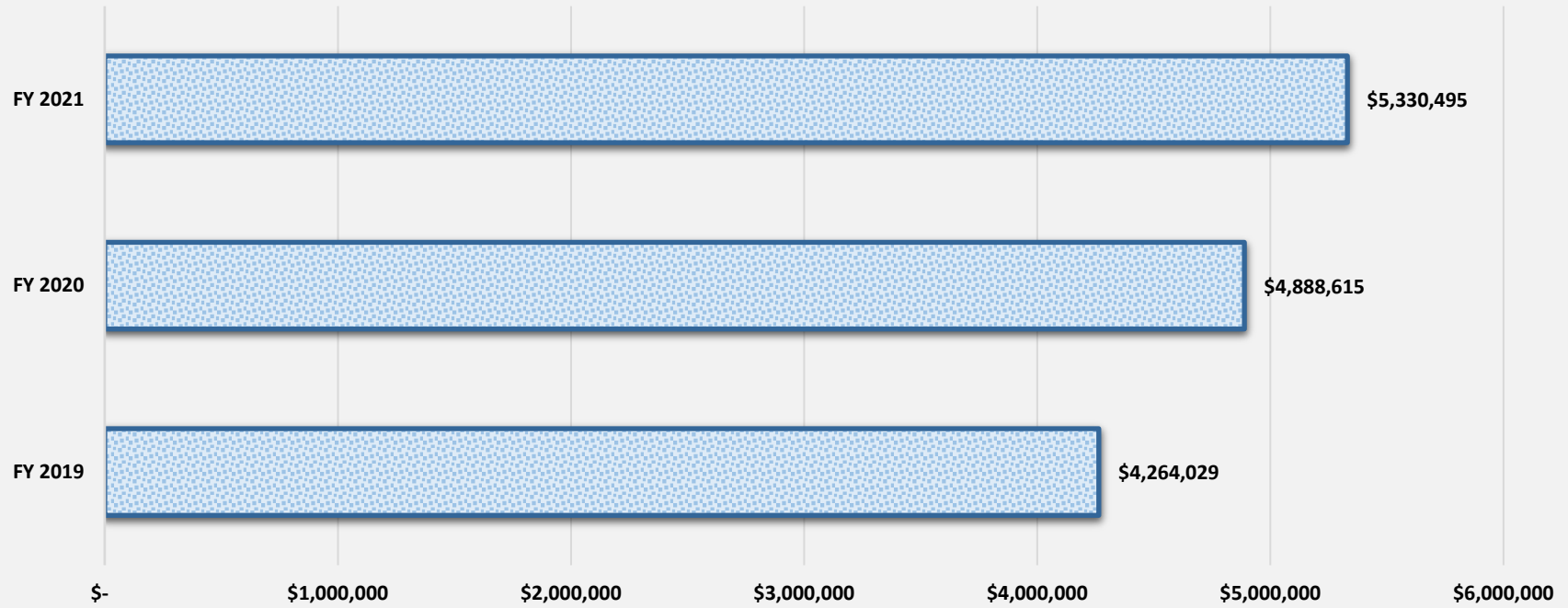
**CITY OF ARANSAS PASS
REVENUES
BUDGET VS ACTUAL
FOR THE MONTH OF SEPTEMBER 2021**



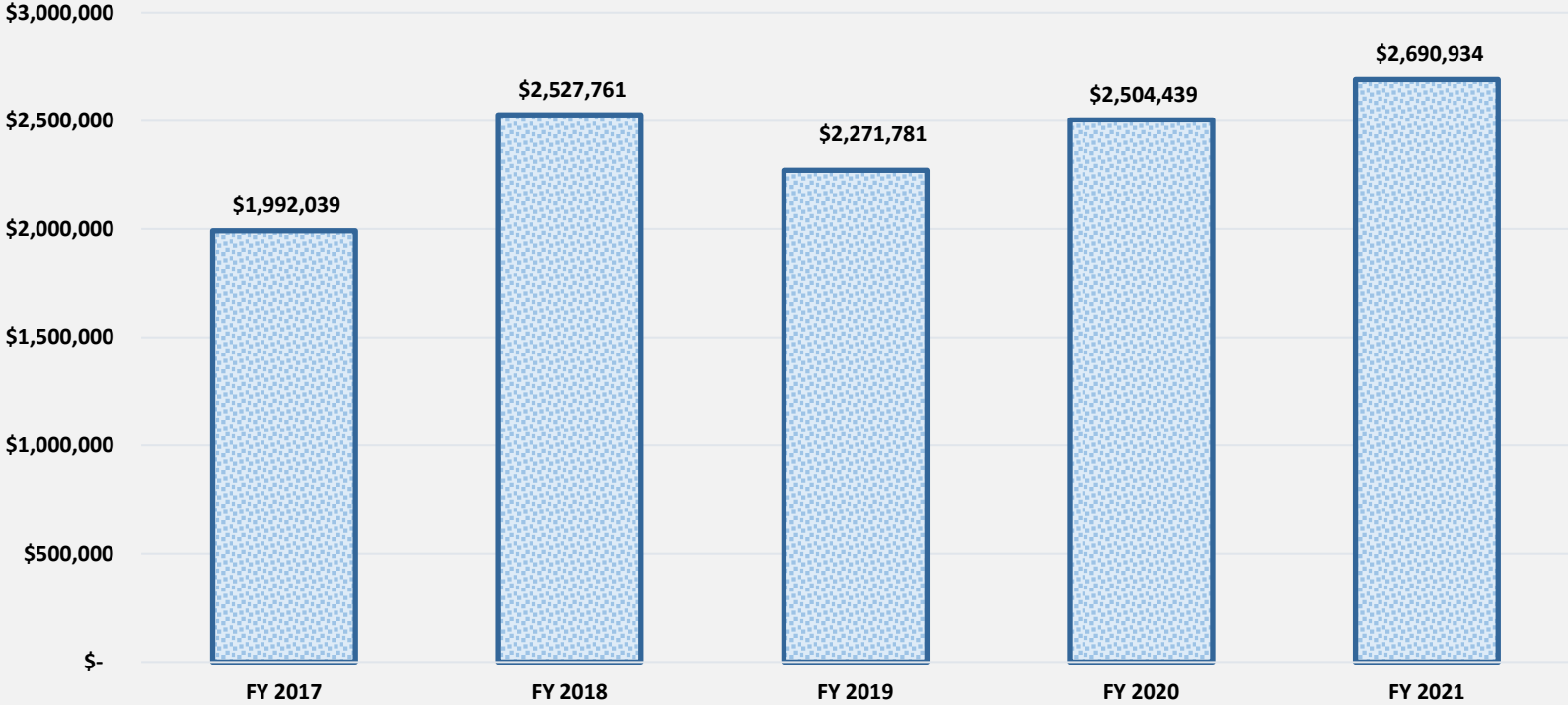
**CITY OF ARANSAS PASS
EXPENDITURES
BUDGET VS ACTUAL
FOR THE MONTH OF SEPTEMBER 2021**



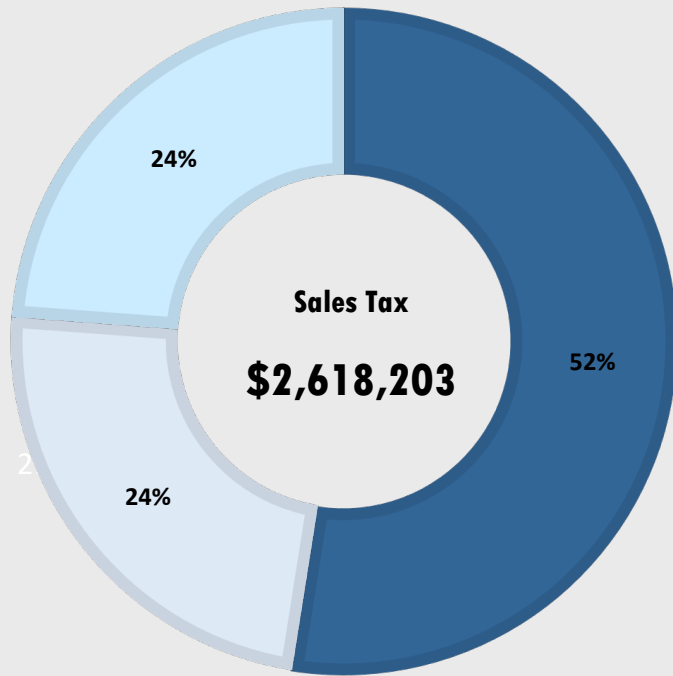
CITY OF ARANSAS PASS
PROPERTY TAX COLLECTED
OCTOBER 1, 2020 - SEPTEMBER 30, 2021



City of Aransas Pass
Sales Tax Collected
October 1, 2020 - September 30, 2021



City of Aransas Pass
Sales Tax Collected
October 31, 2020 - September 30, 2021



City of Aransas Pass
\$ 2,690,934

MDD
\$ 1,213,469

CCPD
\$ 1,221,228

**City of Aransas Pass
Water Customers
Comparison for September**

